



# **THE AUSTRALIAN CAT FEDERATION (Inc.)**

---

## **BY-LAWS - PART 2 BREEDING AND REGISTRATION RULES**

*Australian Cat Federation (Inc.) June 1997 and Revisions to 2016  
All Rights Reserved*

**AUSTRALIAN CAT FEDERATION (Inc.)**  
**BY-LAWS PART 2 – BREEDING AND REGISTRATION RULES<sup>1</sup>**

## INDEX

<b>CLAUSE NO:</b>	<b>DESCRIPTION</b>	<b>PAGE NO:</b>
1.	INTRODUCTION .....	5
2.	GENERAL .....	7
3.	RULES FOR REGISTRATION .....	7
4.	APPLICATION FOR REGISTRATION .....	7
5.	FULL REGISTER .....	8
6.	RECOGNITION OF NEW BREEDS/VARIETIES .....	9
7.	CRITERIA FOR ASSESSMENT AND RECOGNITION .....	9
8.	EXPERIMENTAL BREEDING .....	10
9.	SUB-REGISTER .....	11
10.	ALLOWABLE OUTCROSS.....	12
11.	NOVICES.....	12
12.	PREFIXES .....	13
13.	BREED/TYPES RECOGNISED BY THE AUSTRALIAN CAT FEDERATION (Inc.) .....	13
14.	EMS BREED CODING SYSTEM .....	25
15.	EMS USER GUIDE .....	27
APPENDIX 1	BREEDING POLICY FOR MANX AND CYMRIC	27

---

<sup>1</sup> 2016: Amended title from “Practices on Breeding”.

*This page is left intentionally blank*

## **1. INTRODUCTION <sup>2</sup>**

- 1.1** The ACF is committed to the breeding of healthy, pedigree, cats of all the breeds recognised by ACF.
- 1.2** Selective breeding to improve the appearance (phenotype) of any given breed towards the ideal described by the breed standard aims to produce cats that are more alike in resultant generations. Along with the good genes come a few that may not be desirable and can lead to abnormalities that affect the health and the welfare of the cats. Selective breeding decreases the genetic diversity and increases the chance of concentrating undesirable, and even harmful, genetic anomalies (defects) and these can begin to appear in the breed.
- 1.3** Advances in DNA genetic testing enable breeders to test for desirable genes such as wanted colours or undesirable genes such as found in genetic defects affecting the health of the cat and viability of the breed. Rapid developments in genetic testing is continually adding new DNA tests available to breeders. ACF strongly advises breeders to take advantage of DNA (genetic) testing to ensure that they have the healthiest breeding stock possible.
- 1.4** Following the practice of testing breeding stock for available DNA tests for genetic defects will increase confidence in the health of any kittens. This benefits both the breeder and the new owner of the cat by reducing the chance of genetic defects arising in the next generation. New cat owners are entitled to receive the healthiest kitten possible to take into their homes and love for many years and not face the necessity for unfortunate and costly veterinary interventions.
- 1.5 DNA Testing**
- 1.5.1.** Breeders should individually research the known genetic defects in their particular breed and research available testing services. It is also recommended that breeders keep up to date with new knowledge of genetic diseases in their breed/s.
- 1.5.2.** Informative websites on heritable disease in cats and genetic testing:
- “The Lyons’ Den”, the website of Dr. Leslie Lyons, foremost researcher in cat genetics.  
[www.vetmed.ucdavis.edu/Catgenetics/Index.htm](http://www.vetmed.ucdavis.edu/Catgenetics/Index.htm)
  - Cat Fanciers Association (CFA) paper on Heritable Disease and Abnormalities in Cats by Lorraine Shelton & Hilary Helmrich [Lorraine Shelton is a well-known feline geneticist].  
[www.catgenes.org/pdf/heritable-diseases.pdf](http://www.catgenes.org/pdf/heritable-diseases.pdf)
  - Governing Council of the Cat Fancy (GCCF) UK  
GCCF Breeding Policy: Guidelines for Healthy Breeding.  
[www.gccfcats.org/pdf/BreedingPolicy.pdf](http://www.gccfcats.org/pdf/BreedingPolicy.pdf)
- 1.5.3.** The links below offer DNA testing and give details of the procedures to be followed to collect and send samples and the costs involved.
- [www.vgl.ucdavis.edu/services/cat/](http://www.vgl.ucdavis.edu/services/cat/)  
[www.animalsdna.com/](http://www.animalsdna.com/)  
[www.asaplab.com.au](http://www.asaplab.com.au)  
[www.gribblesvets.com.au/index.php/pet-owners-breeders/polycystic-kidney-disease/](http://www.gribblesvets.com.au/index.php/pet-owners-breeders/polycystic-kidney-disease/)
- 1.6 Breeding Programme**
- 1.6.1.** A breeding programme is where certain cats are selected to be bred with others for predetermined reasons. It is important that breeders should not allow matings unless they have given careful consideration to the possible outcome and any future consequences for the breed.
- 1.6.2.** The purpose of a breeding programme is to continue the breed as distinct and recognisable and to improve the quality of the breed as measured against the Breed Standard.
- 1.6.3.** The following guidelines are recommended to breeders:
- Health and welfare of cats and kittens must be the overriding consideration in any breeding programme. Veterinary care must be sought for any cats and kittens that display health and/or welfare issues.

---

<sup>2</sup> 2013: Added: New clause 1 with consequential clause renumbering. Note: website addresses correct as at December 2013.

## **ACF (Inc.) Bylaws Part 2 – Breeding & Registration Rules**

- The good (positive) and the bad (negative) features including temperament of the individual cats should be assessed and weighed against each other before any mating. This includes the risk of passing on genetic faults/anomalies.
- When planning a breeding programme, breeders must realise that doubling of the good traits in a cat may also result in doubling of any defects; the breeding of cats with similar faults should be avoided otherwise there is a possibility of fixing a characteristic which subsequently will be extremely hard to eliminate.
- Breeders must make themselves aware of the nature of the characteristics they wish to promote or avoid, whether these are due to a dominant gene (which will always be expressed when present, even if only from one parent) or a recessive gene (only expressed when inherited from both parents; the homozygous state).
- ACF (Inc.) Member Bodies will not accept the practice of artificial insemination (AI) in the breeding of cats unless there are very exceptional circumstances.<sup>3</sup>
- In the event a circumstance arises wherein a member approves an AI procedure all Member Bodies adopt a uniform procedure to ensure the traceability of semen used in AI procedures.
- The ACF (Inc.) Member Bodies put in place a procedure requiring breeders to apply to use AI to breed. The validity of the rationales supporting its use is fully considered before approval is given, similar to the application for an Experimental Breeding Programme.

### **1.6.4. Recommended reading:**

- Robinson's Genetics for Cat Breeders and Veterinarians 4th Edition 1999
- By Carolyn M. Vella, Lorraine M. Shelton, John J. McGonagle & Terry W. Stanglein, Butterworth Heinemann Oxford
- International Cat Care (formerly The Feline Advisory Bureau [FAB]) in the UK has a full and extensive list of currently known feline disorders and genetic diseases with a description of the symptoms and cause if known. The link below takes you to this excellent resource for breeders:

[www.icatcare.org](http://www.icatcare.org)

[www.icatcare.org/advice/breeders](http://www.icatcare.org/advice/breeders)

## **1.7 Responsible Breeding**

**1.6.4.** Cat breeders need to ensure compliance with current Federal and State government legislation and Local regulation applying to the responsible keeping, breeding, management and selling of cats as well as ensuring their ACF Member Body requirements are adhered to.

**1.6.5.** Although the ACF cannot compel a breeder to use genetic testing it strongly recommends that the breeder uses genetic testing where it is available for known genetic disorders in their breed.

**1.6.6.** It is possible that by not doing so it may count against a breeder in any action taken against them through the Small Claims Court.

**1.6.7.** The State of Victoria has legislation in place on the responsible breeding of animals:

- Department of Primary Industries Prevention of Cruelty to Animals Act: Code of Practice for the Responsible Breeding of Animals with Heritable Defects that cause Disease.
- <http://www.depi.vic.gov.au/pets/domestic-animal-businesses/breeding-and-rearing-businesses/codeof-practice-for-the-breeding-of-animals-with-heritable-defects-that-cause-disease>

## **1.8 DNA Testing Protocol**

**1.6.8.** For the results of a DNA test to be added to a registered pedigree, the DNA sample must be taken from a micro-chipped cat.

---

<sup>3</sup> 2014: Added: Last 3 dot points on ACF position relating to artificial insemination.

## **ACF (Inc.) Bylaws Part 2 – Breeding & Registration Rules**

- 1.6.9.** A certified copy of the original Laboratory certificate must be submitted to the registering body for the test results to be added to the pedigree. All testing that results in reclassification of colour/pattern must be notified to the ACF Secretary who will notify all Affiliates and the CCCA Secretary.<sup>4</sup>

### **2. GENERAL**

- 2.1** Decisions on recognition of breeds/varieties, and challenge status should only be made at the Annual Conference each year (which is attended by delegates from all Member Bodies).
- 2.2** Member Bodies should agree to recognise the same breeds/varieties.
- 2.3** It is a function of the ACF (Inc.) Judges' Guild to advise and recommend to the Conference each year with respect to recognition of breeds/varieties, challenge status, and applications for recognition of new breeds.

### **3. RULES FOR REGISTRATION**<sup>5</sup>

- 3.1** Most Member Bodies are using a uniform procedure of registration of Full Register and Experimental Register cats. The ACF (Inc.) recommends that Member Body's register litters, and then register all of the kittens individually.
- 3.2** Separate Registers shall be maintained by the Member Body for the purpose of recording all Experimental Stock and Sub-Register stock.
- 3.3** Member bodies shall register cats on their genotype.

### **4. APPLICATION FOR REGISTRATION**<sup>6</sup>

- 4.1** Application for registration of cats shall be accepted only for breeds recognised by the ACF (Inc.) or Sub-Register or Experimental cats, as approved by the Member Body.
- 4.2** Applications for the registration of a cat shall only be accepted if the breeder signs the breeders' declaration in the registration form.
- 4.3** No cat shall be registered unless the litter in which it was born is recorded and the breeder has registered a Cattery Prefix, unless the special permission of the Member Body is obtained. Any litter resulting from multiple conceptions shall not be eligible for full registration.
- 4.4** In the case of kittens born of the same parturition but on different dates, the birth of the whole litter shall be taken as the day on which the first kitten was born.
- 4.5** Application for registration of every living kitten of a litter should be submitted on such forms as the Member Body shall decide and all requested details must be submitted.
- 4.6** The breeder's prefix shall be included as the first word of the cats' name. Use of hyphens, dashes and apostrophes are not permitted in the cats' name.
- 4.7** Each cat registered by the member body shall be issued with a registration certificate giving details of its registration number, ownership, breeder, sex, breed, colour/pattern (written in full, in words), date of birth and parentage.<sup>7</sup> Cats being transferred to owners outside the member body's jurisdiction shall be provided with a certified pedigree to 4 generations; those cats being sent overseas shall have a certified pedigree to 5 generations. Certified pedigrees must give details of its registration number, ownership, breeder, sex, breed, colour/pattern (written in full, in words), date of birth and parentage and must be signed by person authorised by the member body.<sup>8</sup>
- 4.7.1.** Pedigrees to carry "slv" for Silver and Smoke in registration numbers.<sup>9</sup>
- 4.7.2.** All tabby pattern [including with white] cats are to have their tabby pattern specified on registration/pedigree papers.<sup>10</sup>

---

<sup>4</sup> 2010: Added: Requirements for notification on reclassification of colour/patterns.

<sup>5</sup> 2013: Moved: Previously clause 5 with consequential clause renumbering.

<sup>6</sup> 2013: Moved: Previously clause 6 with consequential clause renumbering.

<sup>7</sup> 2002: Added Clause 4.7.1 pedigrees of offspring of bi-colour Orientals use (w) in registration number to denote bi-colour in background.

<sup>8</sup> 2006: Added: requirement for certified pedigrees.

<sup>9</sup> 1997: Added: Sub-Clause requirement to denote cat is carrying silver/smoke.

<sup>10</sup> 2003: Added: Clause 4.7 tabby pattern to be specified and removed use of (w) to denote bi-colour in pedigrees.

## **ACF (Inc.) Bylaws Part 2 – Breeding & Registration Rules**

- 4.7.3.** The term “[colour] and white” is to be replaced by “Bi-colour” or “Van” as applicable. The term “[colour] and white” shall only be used in breeds where there is no differentiation made in the standard, or in old pedigrees where the amount of white is not recorded.<sup>11</sup>
- 4.7.4.** That is recommended the ACF Affiliates adopt EMS Codes on pedigrees [in addition to words].<sup>12</sup>
- 4.8** Application for the registration of imported cats, or cats brought into the Member Body's jurisdiction from other jurisdictions must be supported by the production of an Export or Certified Certificate and/or such other evidence of identity as the Member Body may require. Cats from overseas are required to be micro chipped to identify them and have the Country of origin shown on the pedigree ie ‘IMP UK’.
- <sup>13 14</sup>
- 4.9** Transfer of registration for cats bred outside the Member Body's jurisdiction is not automatic; the Registrar will check pedigrees. Before importing a cat into the Member Body's jurisdiction (whether for Full Registration or Sub-Register status), it is advisable to check the level of generation under the ACF (Inc.) system for registration.
- 4.10** Affiliates are to ensure that cats or kittens transferring to another body are registered in the name of the new owner. Lodging of transfers is the responsibility of the breeder or previous owner in the case of re-sale.<sup>15</sup>
- 4.11** All Affiliates registrars be required to retain the original registering body's full registration number and prefix it by their own affiliate code and year of transfer.<sup>16</sup>
- 4.12** All Affiliates record conditions and/or restrictions placed on cats/kittens on registrations certificates. Any restrictions listed on registration documents are to be honoured by all registering bodies.<sup>17</sup>
- 4.13** ACF registering bodies throughout Australia complete the transfer of cats within one month of receiving the paperwork, ensuring the registrar of the current Member Body completes their paperwork in a timely manner.<sup>18</sup>
- 4.14** All kittens bred in Australia must be first be registered with a Cat registering body in the State where the kittens are born which is affiliated with an ACF or CCCA body or ANCATS.

## **5. FULL REGISTER**

- 5.1** The Full Register is for the purpose of recording the pedigrees of Fully Registered cats. To be classed as Full Register cats must have at least four generations of immediate ancestry of the same Breed/Type. That is pedigrees which extend back for at least four generations of Fully Registered breeding, or which fulfil the requirements of the ACF (Inc.) Rules for Experimental Breeding (and these cats having been transferred from the Sub-Register).
- 5.2** All pedigrees issued must bear the breed, colour and pattern (as applicable) written out in full (and generation number if applicable) for each cat entered on the pedigree. Pedigrees must be of at least four (4) generations, clearly legible and to be typed or computer generated with no deletions.<sup>19</sup> Once on Full Register, a cat is no longer subject to checks and examinations of Sub-Register status but in some cases, test matings may be required by the Member Body before Full Registration is permitted.<sup>20</sup>
- 5.3** Full Registration implies not only that a cat conforms to the Standard of Points in some degree (even if of very poor type), but that it will transmit to its progeny the definitive type of its breed, (coat length and texture in any of the colour or pattern varieties recognised for the breed) and will not transmit alien or undesirable characteristics of this sort.
- 5.4** If a new colour/pattern variety is admitted to Full Register, then by default all colour/pattern varieties consequent from matings with existing colour/pattern varieties should also be admissible, but they may be limited for a period to Sub-Register status on a Provisional Standard if the Member Body so decides.

---

<sup>11</sup> 2005: Added: Clause 4.7.1 on description for cats with white.

<sup>12</sup> 2009: Added Clause 4.7.4 on EMS Codes being used on pedigrees in addition to words.

<sup>13</sup> 2014: Added: Clause 4.8.1 on pedigree requirements for Burmese and Tonkinese from NZ or ANCATS.

<sup>14</sup> 2016: Deleted: Clause 4.8.1 on pedigree requirements for Burmese and Tonkinese from NZ or ANCATS.

<sup>15</sup> 2011: Added: Clause 4.10 on responsibility for transferring rests with the breeder/previous owner.

<sup>16</sup> 2011: Added: Clause 4.11 on registration rules for transferring cats.

<sup>17</sup> 2011: Added: Clause 4.12 on honouring any restrictions on documents.

<sup>18</sup> 2014: Added: Clauses 4.13 & 4.14 on registration rules.

<sup>19</sup> 2000: Added: Clause 5.2 second sentence on pedigree requirements.

<sup>20</sup> 2003: Amended: Clause 5.2 for pedigrees to include breed/colour/pattern in full.



## ***ACF (Inc.) Bylaws Part 2 – Breeding & Registration Rules***

- 5.5** In those breeds where a new variety of colour/pattern/coat texture/length of hair is regarded as undesirable or a serious fault, the potential carrier will not be accepted on Full Register until that potential has been eliminated to the satisfaction of the Member Body.
- 5.6** A cat or kitten having an ancestor which has been transferred by the breeder to the new owner on the Member Body's Non-Breeding Form is not eligible for the Full Register unless written permission is received from the breeder of the "non-breeding" cat.

### **6. RECOGNITION OF NEW BREEDS/VARIETIES**

**6.1** There are 3 categories for recognition, each with varying requirements:

- 6.1.1.** New colours, hair length and texture in existing breeds.
- 6.1.2.** Totally new breeds, developed experimentally in Australia (e.g. Ocicat, Spotted Mist)
- 6.1.3.** Breeds already recognised in other countries and imported into Australia.
- 6.1.4.** Breeds already recognised and bred in other countries with an established breed standard and breeding programme that will be followed in Australia.<sup>21</sup>

**6.2** New colours, hair length and texture in existing breeds:

**6.2.1.** Providing that after the original cross to attain new colour or pattern the only matings are to the established breed (or to other experimental cats of the same program) and the cats conform to the norm for the breed at that time, we envisage no problem with recognition. An appointed Committee should assess each generation, and this documentation together with information regarding the original outcross and generation status is seen as essential, and should be presented with the proposal for recognition.<sup>22</sup>

**6.3** Totally new breeds, developed experimentally in Australia:

**6.3.1.** Detailed documentation should be presented, specifying all stages of the program from its inception. There must be shown to be an adequate gene pool in this country to maintain health and viability. A veterinary report is an essential requirement to this end. Documentation (refer clause 7.2.4), together with a proposed standard, and where possible, a number of such cats are to be made available for inspection and assessment at a National Show or Judge's Guild A.G.M./Seminar; (the latter to facilitate a larger number of Senior ACF (Inc.) Judges, to be present on the one occasion).

**6.4** Breeds already recognised in other countries and imported into Australia:

- 6.4.1.** When a breed is recognised by a major world body and providing documentation including detailed breed and colour-marked pedigrees, registrations etc. are tabled, and that an application proceed from a Member Body to the ACF (Inc.) General Meeting, where a standard will be decided upon. Documentation as specified will be provided by the Member Body. A cat imported on full register is accorded challenge status recognition when accepted under the provisions of clauses 4.8 & 4.9.
- 6.4.2.** This status is to apply after the point at which ACF (Inc.) recognises the breed and has settled on a standard.

**6.5** All proposals for recognition are to be made to the ACF (Inc.), by a Member Body, which is responsible for assembling all documentation and distributing this well in advance of application for recognition.

### **7. CRITERIA FOR ASSESSMENT AND RECOGNITION**

**7.1** New Colours/patterns:

- 7.1.1.** Type is characteristic of the breed, overall.
- 7.1.2.** Coat length/texture is in accordance with the standard.
- 7.1.3.** The required coat pattern/colour has been successfully produced in the majority of cats assessed by the Member Body.

**7.2** New Breeds Developed within Australia

**7.2.1.** Experimental programs should be approved by the relevant Member Body and should be carefully supervised by the Member Body (as detailed in Experimental/Sub-Register Rules). It is strongly recommended that,

---

<sup>21</sup> 2013: Added: Clause 6.1.4 on recognition of Breeds already established elsewhere in the World.

<sup>22</sup> 2003: Deleted: Clause 6.2.2 Spontaneous and genetically feasible colours and/or patterns are not subjected to sub clause 6.2.1.

## **ACF (Inc.) Bylaws Part 2 – Breeding & Registration Rules**

where possible, during development of the breed/variety, every cat in the program be examined by appropriate Senior Judges and a Veterinarian, and that more than one bloodline be established, either within that Member Body or in conjunction with breeders in another Member Body.

- 7.2.2.** On completion of the program to the satisfaction of the Member Body, Full Register status may be granted but not necessarily, challenge status.
- 7.2.3.** Application for ACF (Inc.) recognition and challenge status can only be made by the relevant Member Body (not by the individual breeder) and must be supported by detailed documentation.
- 7.2.4.** The documentation shall consist of:
- Proposed Standard of Points;
  - Breeding Records;
  - Pedigrees;
  - Registrations on Experimental/Sub-Register Register;
  - Progress Reports;
  - Reports and recommendations by the Member Body or their appointed Committee;
  - Reports from Judges of Assessment Classes; • Exhibits representative of the new Breed; and
  - Photographs.
- 7.2.5.** Applications may be made at any time during the year but no later than two months before the Annual Conference, and all relevant information will be studied by the ACF (Inc.) Committee.
- 7.2.6.** Should the ACF (Inc.) Committee recommend to the Conference that challenge status be granted to the new breed/variety, and it is confirmed by the Annual Conference, this will be effective when confirmation has been received from a majority of Member Bodies.
- 7.2.7.** Special regulations apply to new breeds, developed in Australia by Member Bodies of the CCC of A or other groups recognised by the ACF (Inc.) and will be assessed on their merits using the guidelines in clause 7.2.1.

### **7.3 For all Categories:**

- 7.3.1.** Cats assessed display an overall similar appearance, distinguishing them as a distinct breed with specific characteristics.
- 7.3.2.** The breed has proven its ability to consistently produce itself in terms of type, colour, etc.

## **8. EXPERIMENTAL BREEDING**

- 8.1** Experimental breeding in the cat is the production of new breeds and varieties by means of outcrossing to other breeds and the development of these breeds and varieties. The ultimate aim must be to produce a cat or cats which are acceptable on Full Register in a recognised breed/variety.
- 8.2** There are three possibilities:
- 8.2.1.** The breed variety already exists; the breeder is attempting to produce a new bloodline.
- 8.2.2.** A new colour, pattern variety or hair length of an existing breed; the standard for type exists and must be conformed with and the colour or pattern almost certainly exists in another breed, so the description can be incorporated into the standard for the new breed variety.
- 8.2.3.** A new breed, incorporating one or more colour/pattern varieties.
- 8.3** The Member Body must be convinced that the animals involved will give a reasonable chance of the objective being obtained and that healthy stock will be produced.
- 8.4** The application to the Member Body for an Experimental Breeding Program should specifically state the breed or variety that it is hoped to produce and the methods for developing the particular breed or variety.
- 8.5** It will be the responsibility of the breeder to submit a detailed and comprehensive provisional standard of points for the new breed/variety for approval by the Member Body; the provisional standard may be modified during or at the end of the development of the new breed/variety.

## **ACF (Inc.) Bylaws Part 2 – Breeding & Registration Rules**

- 8.6** It should be noted that one breeding program may include the possibilities of more than one variety being produced. In such a case the proposed program should specify multiple objectives and, with forethought, the appropriate provisional standards can be readied in advance. Alternatively, the genetic ingredients may include some unknown elements, which may produce a surprise; in this case the breeder should apply to have an additional objective added to the approved program.
- 8.7** It is recommended that cats kept for breeding of each generation be inspected by Senior (or any qualified/experienced) Judges of the relevant breed group for guidance in choosing breeding cats. Where Senior Judges of the Affiliate are not available the judges can be from other affiliates of the Governing Body.<sup>23</sup>
- 8.8** Full registration should only be granted at the fourth (or later) generation and only when the Member Body and its Committee are convinced that the animals are typical of the programmed breed and of sound health.
- 8.9** Ideally, there should be sufficient independent bloodlines to ensure the continued production of healthy animals. In addition to healthy stock, the production of more than one bloodline, should enable breeders and the Member Body, to arrive at a suitable proposed standard of points by taking note of variations in such features as coat colour/pattern/texture/length, eye colour etc., that may arise in various bloodlines.
- 8.10** Rules for exhibiting experimentally bred cats and kittens to SR I level, already exist, allowing them to be assessed in special classes by the Judges whom must be given the proposed standard of points beforehand. Such written assessments not only guide the breeder and create an interest in the new breed/variety amongst the Cat Fancy but can also be kept as a record of its progress by the Member Body.
- 8.11** It is of the utmost importance that genetically and in health any new breeds/varieties are proven by detailed documentation before recognition is given and that recognition is granted by all Member Bodies at the same time.

## **9. SUB-REGISTER** <sup>24</sup>

- 9.1** Foundation Cats: means the felines used to start a new breed (Gen 0).<sup>25</sup>
- 9.2** Progeny resembling the intended breed or variety (prototypes) produced from mating Foundation to Foundation or back crossing to the basic breed type will be known as first generation (Gen 1) of the intended breed/variety.
- 9.3** If, in the opinion of the Member Body or a Committee appointed by the Member Body, the progeny exhibit enough of the qualities required by the Standard for the Breed and are genetically capable of development, they will be placed on the Sub-Register as first generation of the new breed/variety and known as SR 1.
- 9.4** Although Sub-Register cats may be mated with cats on Full Register, the offspring will be only one generation more than the Sub-Register parent, e.g. the mating of an SR 1 cat to a fully registered cat would produce SR 2 progeny.
- 9.5** In certain breeds, dilutions of colour may appear in any generation. All colour variants of the same breed in one litter will be registered with the same generation number.
- 9.6** Registrations in the Sub-Register will be grouped according to the breed aimed at, i.e. Longhair, Siamese-type etc. The generation number (denoted by SR 1, SR 2 etc.) will be included with the registration number and all pedigrees issued must include the SR number as well as the breed/variety name written in full for each cat stated on the pedigree.
- 9.7** The offspring of the third generation cats (SR 4) will be eligible for Full Register, if, in the opinion of the Member Body or its appointed Committee, they are typical of the programmed breed and of sound health. Breeders should apply in writing to have the new breed/variety accepted for Full Register.
- 9.8** It is recommended by the ACF (Inc.) that Member Bodies request breeders to agree to continue breeding to at least the fourth generation. All kittens/cats not required by the breeder for their experimental program must be desexed, (the breeder to be responsible for this action) unless such kittens/cats are to be used in another approved experimental program within the Member Body's jurisdiction, or to be transferred to breeders interstate.<sup>26</sup>

---

<sup>23</sup> 2013: Amended: Clause 8.7 to remove inspection Committee to include a veterinarian.

<sup>24</sup> 2013: Deleted: Clause 9 Experimental Register and topic now included in new Clause 9 Sub-Register.

<sup>25</sup> 2013: Added: Clause 9.1 Definition for Foundation Cats.

<sup>26</sup> 2003: Amended: Clause 9.8 kits/cats not required in experimental program must be desexed unless to be used in another experimental program.

## **ACF (Inc.) Bylaws Part 2 – Breeding & Registration Rules**

- 9.9** Where an entire cat or kitten is to be sold to another breeder within the Member Body's jurisdiction, no sale or transfer may be made until the second breeder has received from the Member Body, approval to breed experimentally.
- 9.10** Breeders may use Sub-Register stock bred outside the Member Body's jurisdiction provided that proper records and registrations of the stock are obtained and approval is given by the Member Body for its use in the breeding program.<sup>27</sup>
- 9.11** Entire Sub-Register cats and kittens may be passed to breeders interstate without restriction, provided that the transfer is effected by the Member Body's Registrar on the appropriate form.
- 9.12** Any breach of the regulations will result in the cancellation of the approval for Experimental Breeding and deregistration of all experimental animals involved. The Member Body may also proceed to take disciplinary action under its general Rules and Regulations.
- 9.13** Sub-register cats of ALL BREEDS may compete in challenge classes with Full Register cats and may be awarded the challenge certificate, but this MUST BE ENDORSED "SR" TO INDICATE THAT THE ANIMAL IS ON THE SUBREGISTER. This requires that "SR" be used by all affiliates (not "exp." for, say, 3rd. generation cats). Titles awarded to such cats must show the "SR" before the title. i.e. "SR" champion, "SR" grand champion.
- 9.14** Generation Progression for Experimental Breeding:<sup>28</sup>

### **Generation 0 mating**

Gen 0 x Gen 0 = Gen 1

Gen 0 x Gen 1 = Gen 1

Gen 0 x Gen 2 = Gen 1

Gen 0 x Gen 3 = Gen 1

Gen 0 x Full Reg = Gen 1

### **Generation 1 mating:**

Gen 1 x Gen 1 = Gen 2

Gen 1 x Gen 2 = Gen 2

Gen 1 x Gen 3 = Gen 2

Gen 1 x Full Reg = Gen 2

### **Generation 2 mating:**

Gen 2 x Gen 1 = Gen 2

Gen 2 x Gen 2 = Gen 3

Gen 2 x Gen 3 = Gen 3

Gen 2 x Full Reg = Gen 3

### **Generation 3 mating:**

Gen 3 x Gen 1 = Gen 2

Gen 3 x Gen 2 = Gen 3

Gen 3 x Gen 3 = Full Reg (Gen 4)

Gen 3 x Full Reg = Full Reg (Gen 4)

## **10. ALLOWABLE OUTCROSS**

- 10.1** Allowable Outcross: means a breed to which another breed may be mated without loss of generation status.<sup>29</sup>
- 10.2** An allowable outcross may be used to enhance desired characteristics and increase genetic diversity. If a gene pool is limited by low genetic diversity in the breed or a low number of breeding cats in the country then if an outcross is not permitted, it is likely genetic defects will occur more frequently.<sup>30</sup>
- 10.3** These may include established breeds as well as newer breeds that are still building up a gene pool. The ACF GM will recommend which breeds will be permitted outcrosses and what the permitted outcrosses for these breeds should be. Application for consideration of an outcross for a breed is to be made by a Member Body for consideration at the GM.
- 10.4** Allowable outcrosses are listed in the Breed Standard and in the Breeding Rules clause 13.

## **11. NOVICES**<sup>31</sup>

- 11.1** A Novice cat means a cat taken from the domestic population:
- 11.1.1.** of a particular geographic area that a purebred breed is deemed to have originated, for example Korat, Norwegian Forest Cat, and Turkish Van; or
- 11.1.2.** an Australian domestic cat.

<sup>27</sup> 1999: Amended: the removal of 3 clauses has resulted in consequential renumbering to Clauses 9.9 to 9.12.

<sup>28</sup> 2013: Added: Clause 9.1.14 inserted generation progression chart.

<sup>29</sup> 2011: Added: Clauses 10.1 defining 'allowable outcrosses'.

<sup>30</sup> 2013: Added: Clauses 10.2 rules for 'allowable outcrosses'.

<sup>31</sup> 2013: Added: Clause 11 defining and using 'Novice' cats in breeding programs.

## **ACF (Inc.) Bylaws Part 2 – Breeding & Registration Rules**

- 11.2** Novice cats may be accepted into breeds to increase genetic diversity for those breeds shown to have low genetic diversity or of having a low population of breeding cats such that there is a risk of a high inbreeding coefficient developing. The procedure for accepting a novice cat into a breeding program is that it must be judged as “excellent and typical of the breed standard” by at least two senior judges of the breed group.
- 11.3** The cat must be in good health.
- 11.3.1.** It must have any DNA test/s currently available for that breed.
- 11.3.2.** It is recommended that the cat is tested negative for Leukaemia virus and FIV (Feline Aids) before being added to the breeding program.
- 11.3.3.** A certified copy of the original Laboratory certificate results must be forwarded with the request for registration.
- 11.4** It is recommended that selected cat/s be of good temperament and easily handled as temperament has a heritable genetic component.
- 11.5** Once recognized as a “novice” for a certain breed this cat receives a blank pedigree and a registration number with the word novice in brackets after it.
- 11.6** The novice cat then enters an experimental breeding program as a foundation cat (Gen 0).

## **12. PREFIXES**

- 12.1** All Cattery Prefixes will be allocated and maintained at the discretion of the Member Body.
- 12.2** Every member of a Member Body engaged in breeding pedigreed cats (or in experimental breeding) must register a Cattery Prefix.
- 12.3** Such prefix remains theirs for life, provided however, that on the death of the holder of the Registered Prefix; any member of their family may apply for transfer of the prefix to their name and subject to an annual renewal fee being paid.
- 12.4** Prefixes shall consist of one word and shall not include hyphens, dashes, apostrophes or use names of towns, places, countries, notable persons, or common names that are misleading to sex origin or relationship.
- 12.5** Member Bodies must clear prefix applications against the A.C.F (Inc.) database, those cleared will be then sent to the "central registry" for checking against their database to avoid duplicates. Only prefixes, with no details of 'owner' or affiliate will be sent.<sup>32</sup>
- 12.6** Where a breeder resides in Australia their cattery prefix must be registered with a Cat registering body affiliated with an ACF or CCCA body or ANCATS in the first instance.<sup>33</sup>

34 35

## **13. BREED/TYPES RECOGNISED BY THE AUSTRALIAN CAT FEDERATION (Inc.)**

- 13.1** Unless stated otherwise cats of one breed/type may not be mated to cats of another breed/type<sup>36</sup> [allowable outcross].<sup>37</sup>
- 13.2** Pointed to Patched matings are allowed in all breeds where both are accepted patterns. Where progeny are Pointed Bi-colours the colours accepted are all recognised Himalayan (Siamese) colours (including Torties) and white.<sup>38</sup>

---

<sup>32</sup> 1999: Added: Clause 12.5 requirement to clear prefix with ACF (Inc.) who will clear with central registry.

<sup>33</sup> 2014: Added: Clause 12.6 requirement for breeders to register with ACF, CCCA or ANCATS in Australia.

<sup>34</sup> 2015: Added: Clause 12.7 requirement to publish ACF registered prefixes on website.

<sup>35</sup> 2016: Deleted: Clause 12.7 requirement to publish ACF registered prefixes on website.

<sup>36</sup> 2002: Added: Clause 13.1 requirement on breeding with consequential clause renumbering.

<sup>37</sup> 2005: Added: Clause 13.1 term ‘allowable outcross’.

<sup>38</sup> 2005: Added: Clause 13.2 patched to pointed matings now allowed with consequential clause renumbering.

**13.3 GROUP 1** <sup>39</sup>

**13.3.1. Aphrodite (Longhair and Shorthair)** <sup>40</sup>

**13.3.1.1.** Solid Colour coat pattern (White, Black, Blue, Red & Cream only)

**13.3.1.2.** Tabby coat pattern (Classic, Mackerel, Spotted & Ticked only)

**13.3.1.3.** Broken Colours coat pattern (Tortie, Bi-colour & Van)

**13.3.2. Birman**

**13.3.2.1.** Pointed coat pattern (Seal, Blue, Chocolate, Lilac, Red, Cream, Caramel & Apricot only and Tortie, Tabby, Tortie Tabby, Silver Tabby, Silver Tortie Tabby, Smoke & Tortie Smoke point equivalents)<sup>41</sup>

**13.3.3. Maine Coon** <sup>42</sup>

**13.3.3.1.** Solid Colour coat pattern (White, Black, Blue, Red, & Cream only)<sup>4344</sup>

**13.3.3.2.** Tabby coat pattern (Classic, Mackerel, Spotted, Ticked, Tipped & Shaded only plus Silver & Golden equivalents)<sup>4546</sup>

**13.3.3.3.** Smoke coat pattern

**13.3.3.4.** Broken Colours coat pattern (Tortie, Bi-colour & Van)

**13.3.4. Neva Masquerade** <sup>47</sup>

**13.3.4.1.** Pointed coat pattern (White, Black, Blue, Red & Cream only) along with Tortie, Tabby, Tortie Tabby, Silver Tabby, Silver Tortie Tabby, Smoke, Tortie Smoke Point equivalents)

**13.3.4.2.** Bi-colour pointed coat pattern

**Note:** a) Neva Masquerade & Siberian may be freely intermated and their progeny entered in the appropriate register under their recognised breed/type.

**13.3.5. Norwegian Forest Cat**

**13.3.5.1.** Solid Colour coat pattern (White, Black, Blue, Red, Cream & Amber\*<sup>48</sup> [\*only recognised this Breed])

**13.3.5.2.** Tabby coat pattern (Classic, Mackerel, Spotted, Ticked, Tipped & Shaded only plus Silver, Amber & Golden equivalents)<sup>49</sup>

**13.3.5.3.** Smoke coat pattern

**13.3.5.4.** Broken Colours coat pattern (Tortie, Bi-colour & Van)

---

<sup>39</sup> 2013: Amended: Clause 13.3 now listed in alphabetical order by Group as per of Book of Standards.

<sup>40</sup> 2014: Added: Aphrodite with colours/patterns recognised with consequential clause renumbering this Group.

<sup>41</sup> 2014: Added: Birman colours recognised for breed.

<sup>42</sup> 1999: Amended: Maine Coon and Norwegian Forest Cat categories for judging [now replaced – refer note 35].

<sup>43</sup> 2014: Amended: Maine Coon, Norwegian Forest Cat & Siberian solid colours & associated patterns recognised - consistent with others.

<sup>44</sup> 2000: Amended Maine Coon colours to 'except those indicating hybridisation with Siamese or Abyssinian' [now replaced – refer note 43].

<sup>45</sup> 2014: Amended: All references to separate 'Ticked' category removed and now included with other 'Tabby' patterns as applicable.

<sup>46</sup> 2015: Amended: Maine Coon Tipped & Shaded now included in Tabby spectrum and removed from 13.3.3.3.

<sup>47</sup> 2015: Added: Neva Masquerade with colours/patterns recognised with consequential clause renumbering this Group.

<sup>48</sup> 2010: Added: Norwegian Forest Cat new colour 'Amber'.

<sup>49</sup> 2015: Amended: Norwegian Forest Cat, Tipped & Shaded now included in Tabby spectrum and removed from 13.3.5.3.

**13.3.6. Persian (Longhair) and Exotic (Shorthair)**

- 13.3.6.1.** Solid Colour coat pattern (White, Black, Blue, Chocolate, Lilac, Red, Cream, Caramel & Apricot only)<sup>50</sup>
- 13.3.6.2.** Tabby coat pattern (Classic, Mackerel, Spotted & Ticked,<sup>51</sup> Tipped & Shaded only plus Silver & Golden equivalents)<sup>52</sup>
- 13.3.6.3.** Smoke coat pattern
- 13.3.6.4.** Broken Colours coat pattern (Tortie, Bi-colour<sup>53</sup> & Van)
- 13.3.6.5.** Pointed coat pattern (including Tortie, Tabby, Tortie Tabby, Silver Tabby, Silver Tortie Tabby, Smoke & Tortie Smoke point equivalents)
- 13.3.6.6.** Any other colour

**Note:** a) Persian/Exotic may be freely intermated <sup>54, 55</sup> and their progeny entered in the appropriate register under their recognised breed/hair length.<sup>56</sup>

**13.3.7. Ragdoll**

- 13.3.7.1.** Pointed coat pattern (Seal, Blue, Chocolate, Lilac, Red, Cream, Caramel & Apricot only and Tortie, Tabby, Tortie Tabby, Silver Tabby, Silver Tortie Tabby, Smoke & Tortie Smoke point equivalents) <sup>57</sup>
- 13.3.7.2.** Bi-colour pointed coat pattern
- 13.3.7.3.** Mitted pointed coat pattern

**13.3.8. Siberian <sup>58</sup>**

- 13.3.8.1.** Solid Colour coat pattern (White, Black, Blue, Red & Cream only)
- 13.3.8.2.** Tabby coat pattern (Classic, Mackerel, Spotted, Ticked, Tipped & Shaded only plus Silver & Golden equivalents) <sup>59</sup>
- 13.3.8.3.** Smoke coat pattern
- 13.3.8.4.** Broken Colours coat pattern (Tortie, Bi-colour & Van)

**Note:** a) Siberian & Neva Masquerade may be freely intermated and their progeny entered in the appropriate register under their recognised breed/pattern.<sup>60</sup>

**13.3.9. Turkish Angora <sup>61</sup>**

- 13.3.9.1** Solid Colour coat pattern (White, Black, Blue, Red & Cream only)
- 13.3.9.2.** Tabby coat pattern (Classic, Mackerel, Spotted, Ticked, Tipped & Shaded only)
- 13.3.9.3.** Smoke coat pattern
- 13.3.9.4.** Broken Colours coat pattern (Tortie, Bi-colour & Van)

**13.3.10. Turkish Van**

- 13.3.10.1.** Broken Colours coat pattern (Black, Blue, Red & Cream only, and Tortie, Tabby & Tortie Tabby equivalents)<sup>62</sup>

---

<sup>50</sup> 2014: Added: Persian/Exotic solid colours recognised for breed & clarified that Tabby, Tipped & Shaded patterns come in Silver and Golden.

<sup>51</sup> 2003: Added: Persian/Exotic new pattern 'Ticked' but not 'Marble'.

<sup>52</sup> 2015: Amended: Persian, Tipped & Shaded now included in Tabby spectrum and removed from 13.3.6.3.

<sup>53</sup> 2003: Amended: all references to 'Patched with White' to 'Bi-colour'.

<sup>54</sup> 2001: Added: Note: (except pointed coat pattern will not be mated to patched with white coat pattern).

<sup>55</sup> 2005: Deleted: Note: (except pointed coat pattern will not be mated to patched with white coat pattern).

<sup>56</sup> 2002: Added: Persian/Exotic note 'except pointed coat pattern will not be mated to patched with white coat pattern' [superseded -refer note 38].

<sup>57</sup> 2014: Added: Ragdoll colours recognised for breed.

<sup>58</sup> 2003: Added: Siberian with consequential clause renumbering.

<sup>59</sup> 2015: Amended: Siberian, Tipped & Shaded now included in Tabby spectrum and removed from 13.3.8.3.

<sup>60</sup> 2015: Added: Siberian Note mating allowed with Neva Masquerade.

<sup>61</sup> 2016: Added Turkish Angora.

<sup>62</sup> 2014: Added: Turkish Van colours recognised for breed.

**13.4 GROUP 2**

**13.4.1. Foreign White (Shorthair & Longhair) <sup>63</sup><sup>64</sup>**

**13.4.1.1.** Solid Colour coat pattern (White only) (Breed masks colour(s) - only displays as “solid” white pointed coat pattern)

**Note:** a) Foreign White Shorthair and Longhair may be freely intermated. They may be also intermated with those in Group 2 Clause 13.4.2 & 13.4.4 and their progeny entered in the appropriate register under their recognised breed/type.<sup>65</sup>

b) Blue-eyed Whites from Oriental breeding may have their registration altered to Foreign White on the presentation of a DNA test result showing the genotype to be cscs (pointed) rather than CC (homozygous solid) or Ccs (heterozygous – solid carrying points). Swab to be taken from a micro chipped cat by a vet. The result is to be recorded on the pedigree.

c) Shorthaired progeny from Group 2 Shorthair x Group 2 Longhair matings to be identified with the suffix "var." in the registration number. Cats with "var." in the registration number are not considered a separate breed.

**13.4.2. Oriental Shorthair and Oriental Longhair (formally Javanese) <sup>66</sup>**

**13.4.2.1.** Solid Colour coat pattern (White, Black, Blue, Chocolate, Lilac, Red, Cream, Cinnamon, Fawn, Caramel & Apricot only) <sup>67</sup>

**13.4.2.2.** Tabby coat pattern (Classic, Mackerel, Spotted, Marble,<sup>68</sup> Ticked, Tipped & Shaded <sup>69</sup> plus Silver & Golden equivalents) <sup>70</sup>

**13.4.2.3.** Smoke coat pattern

**13.4.2.4.** Broken Colours coat pattern (Tortie, Bi-colour & Van)

**Note:** a) Oriental Shorthair and Longhairs may be freely intermated. They may be also intermated with those in Group 2 Clause 13.4.1 & 13.4.4 and their progeny entered in the appropriate register under their recognised breed/type. <sup>71</sup>

b) Blue-eyed Whites from Oriental breeding may have their registration altered to Foreign White on the presentation of a DNA test result showing the genotype to be cscs (pointed) rather than CC (homozygous solid) or Ccs (heterozygous – solid carrying points). Swab to be taken from a micro chipped cat by a vet. The result is to be recorded on the pedigree.

c) Shorthaired progeny from Group 2 Shorthair x Group 2 Longhair matings to be identified with the suffix "var." in the registration number. Cats with "var." in the registration number are not considered a separate breed. <sup>72</sup>

**13.4.3. Peterbald <sup>73</sup>**

**13.4.3.1.** Solid Colour coat pattern (White, Black, Blue, Chocolate, Lilac, Red, Cream, Cinnamon, Fawn Caramel & Apricot only) <sup>74</sup>

**13.4.3.2.** Tabby coat pattern (Classic, Mackerel, Spotted & Ticked only)

**13.4.3.3.** Broken Colours coat pattern (Tortie, Bi-colour & Van)

**13.4.3.4.** Pointed/Mink/Sepia coat pattern (along with Tortie, Tabby, Tortie Tabby & Bi-colour point equivalents)

**Note:** a) Cats in this breed are recognised in the following coat types: hairless, flock <sup>75</sup> or brush.

---

<sup>63</sup> 2004: Added: Foreign White in longhair.

<sup>64</sup> 2014: Amended: Foreign White separated from Clause 13.4.4 Siamese - consistent with change of 2000.

<sup>65</sup> 2011: Deleted: Foreign White ‘restriction on outcrossing with only Siamese’.

<sup>66</sup> 2003: Amended: ‘Javanese’ name to ‘Oriental Longhair’.

<sup>67</sup> 2014: Added: Oriental solid colours recognised for breed.

<sup>68</sup> 2003: Added: Oriental new patterns ‘Ticked & Marble Tabby’ & ‘Bi-colour’.

<sup>69</sup> 2014: Added: Oriental Tipped and Shaded patterns come in Silver and Golden.

<sup>70</sup> 2015: Amended: Oriental SH/LH, Tipped & Shaded now included in Tabby spectrum and removed from 13.4.2.3.

<sup>71</sup> 2011: Amended: Oriental restriction on mating with Foreign White.

<sup>72</sup> 2004: Deleted: Note c) Siamese (bi-colour AOV) progeny from Siamese/Balinese x Oriental bi colour matings must be desexed unless required in a recognised Oriental bi-colour breeding program (d) now (c).

<sup>73</sup> 2012: Added: Peterbald with patterns recognised and associated breeding rules with consequential clause renumbering.

<sup>74</sup> 2014: Added: Peterbald solid colours recognised for the breed.

<sup>75</sup> 2013: Amended: Peterbald coat description ‘velour’ to ‘flock’.



## **ACF (Inc.) Bylaws Part 2 – Breeding & Registration Rules**

- b) Peterbald may be also intermated, with those in Group 2 Clause 13.4.2 & 13.4.4 (shorthair only) and their progeny entered in the appropriate register under their recognised breed/type and coat type. Progeny from such matings are not permitted back into the Siamese/Oriental gene pool but may be used in a Peterbald breeding program.
- c) Cats in this breed may also be mated with Don Sphynx (imported cats only).

### **13.4.4. Siamese (Shorthair) and Balinese (Longhair) <sup>76</sup>**

**13.4.4.1.** Pointed coat pattern (White, Black, Blue, Chocolate, Lilac, Red, Cream, Cinnamon, Fawn, Caramel, & Apricot only along with Tortie, Tabby, Tortie Tabby, Silver Tabby, Silver Tortie Tabby, Smoke, Tortie Smoke & Bi-colour point equivalents) <sup>77</sup>

- Note:**
- a) Siamese & Balinese may be freely intermated. They also may be intermated, with those in Group 2 Clause 13.4.1, & 13.4.2 and their progeny entered in the appropriate register under their recognised breed/type. <sup>78</sup>
  - b) Blue-eyed Whites from Oriental breeding may have their registration altered to Foreign White on the presentation of a DNA test result showing the genotype to be cscs (pointed) rather than CC (homozygous solid) or Ccs (heterozygous – solid carrying points). Swab to be taken from a micro chipped cat by a vet. The result is to be recorded on the pedigree.
  - c) Shorthaired progeny from Group 2 Shorthair x Group 2 Longhair matings to be identified with the suffix "var." in the registration number. Cats with "var." in the registration number are not considered a separate breed. <sup>79</sup>

## **13.5 GROUP 3**

### **13.5.1. Abyssinian (Shorthair) and Somali (Longhair)**

**13.5.1.1** Ticked coat pattern <sup>80</sup> (Tawny, Blue, Cinnamon, Fawn only & Silver Ticked equivalents) <sup>81</sup>

- Note:**
- a) Abyssinian & Somali may be freely intermated. Progeny resulting from matings between Abyssinian x Abyssinian or Abyssinian x Somali will be recognised as full register and entered in the appropriate register under their recognised breed/variety.
  - b) All shorthaired kittens from matings of Abyssinian x Somali to be identified with the suffix "var" on their registration number. Cats having "var." as part of their registration number are not considered a separate breed.
  - c) Abyssinian/Somali progeny resulting from matings with silver Abyssinian/Somalis to have the following notation included on all subsequent pedigrees "This cat has Silver Abyssinian/Somali in its ancestry".

### **13.5.2. Australian Bombay <sup>8283</sup>**

**13.5.2.1.** Solid Colour coat pattern (Black only) **CEASED RECOGNITION 2013** <sup>84</sup>

- Note:**
- a) Allowable outcross: Brown Burmese (Australian)
  - b) Consequential to ceasing recognition, Breeders of current registered Australian Bombay's to make a one-time decision for their current cats to be registered as Bombay or Mandalay.

---

<sup>76</sup> 2014: Separated Foreign Shorthair/Longhair from Siamese/Balinese in line with 2004 approval for Book of Standards and associated notes on breeding.

<sup>77</sup> 2014: Added: Siamese colours recognised for breed.

<sup>78</sup> 2011: Amended: Siamese restriction on mating with Foreign White.

<sup>79</sup> 2004: Deleted: Note c) Siamese (bi-colour AOV) progeny from Siamese/Balinese x Oriental bi colour matings must be desexed unless required in a recognised Oriental bi-colour breeding program (d) now (c).

<sup>80</sup> 1999: Amended: Abyssinian coat pattern to "Ticked".

<sup>81</sup> 2014: Added: Abyssinian colours recognised for breed.

<sup>82</sup> 2005: Added: Australian Bombay applicable to cats bred experimentally in Australia.

<sup>83</sup> 2011: Amended: Australian Bombay full recognition with some changes to std.

<sup>84</sup> 2013: Amended: Australian Bombay no longer recognised with cats transferred to either Mandalay or Bombay.

**13.5.3. American Curl (Shorthair and Longhair)** <sup>85</sup>

**13.5.3.1.** Solid Colour coat pattern (White, Black, Blue, Chocolate, Lilac, Red, Cream, Cinnamon, Fawn, Caramel & Apricot only) <sup>86</sup>

**13.5.3.2.** Tabby coat pattern (Classic, Mackerel, Spotted, Ticked, Tipped & Shaded <sup>87</sup> only and Silver equivalents) <sup>88</sup>

**13.5.3.3.** Smoke coat pattern

**13.5.3.4.** Broken Colours coat pattern (Tortie, Bi-colour & Van)

**13.5.3.5.** Pointed/Mink/Sepia coat pattern

**Note:** a) American Curl shorthairs/longhairs may be outcrossed with Domestic shorthairs/longhairs. All curled ear progeny resulting from such matings will be recognised as American Curl according to hair length. Straight-eared kittens will be registered as American Curl A.O.V. and may be used in the breeding programme.

b) Domestic cats used in the breeding programme must be recorded (registered refer clause 11).

**13.5.4. American Shorthair**

**13.5.4.1.** Solid Colour coat pattern (White, Black, Blue, Red and Cream only)

**13.5.4.2.** Tabby coat pattern (Classic, Mackerel, Tipped & Shaded <sup>89</sup> only plus Silver equivalents) <sup>90</sup>

**13.5.4.3.** Smoke coat pattern

**13.5.4.4.** Broken Colours coat pattern (Tortie, Bi-colour & Van)

**13.5.5. Australian Mist (formally Spotted Mist)**

**13.5.5.1.** Tabby coat pattern (Spotted and Marble only) (Brown, Blue, Chocolate, Lilac, Caramel, Gold [cinnamon] & Peach [fawn] only) <sup>91</sup>

**13.5.6. Bengal**

**13.5.6.1.** Tabby coat pattern (spotted and marble only) (Brown, Seal [pointed, sepia & mink] & Silver equivalents) <sup>92,93</sup>

**13.5.7. Bombay**<sup>94</sup>

**13.5.7.1.** Solid Colour coat pattern (Black only)

**Note:** a) Allowable outcross: Black American Shorthair and Brown (sable) Burmese (American) <sup>95</sup>.

b) Not to be mated with Burmese or Mandalay.

c) All breeding cats are to be DNA tested for and proven negative for diseases currently known to exist in that Breed for which DNA testing is currently available. Microchip detail to be provided to confirm accurate identification.

---

<sup>85</sup> 2012: Added: American Curl and American Shorthair with consequential clause renumbering.

<sup>86</sup> 2014: Amended: American Curl solid colours & associated patterns recognised - consistent with others.

<sup>87</sup> 2014: Added: American Curl clarified that Tipped and Shaded pattern come in Silver only.

<sup>88</sup> 2015: Amended: American Curl, Tipped & Shaded now included in Tabby spectrum and removed from 13.5.3.3.

<sup>89</sup> 2014: Added: American Shorthair clarified that Tipped and Shaded pattern come in Silver only.

<sup>90</sup> 2015: Amended: American Shorthair, Tipped & Shaded now included in Tabby spectrum and removed from 13.5.4.3.

<sup>91</sup> 2014: Added: Australian Mist colours recognised for breed.

<sup>92</sup> 2012: Added: Bengal colours Silver Series.

<sup>93</sup> 2014: Added: Bengal colours recognised for breed.

<sup>94</sup> 2013: Amended: Bombay only from American breeding.

<sup>95</sup> 2014: Amended: Bombay breeding with Burmese is only to 'American' type Burmese.

**13.5.8. British Shorthair**

**13.5.8.1.** Solid Colour coat pattern (White, Black, Blue, Chocolate, Lilac, Red, Cream, Cinnamon, Fawn, Caramel & Apricot only) <sup>96</sup>

**13.5.8.2.** Tabby coat pattern (Classic, Mackerel, Spotted, Ticked, <sup>97</sup> Tipped & Shaded <sup>98</sup> only plus Silver & Golden equivalents) <sup>99</sup>

**13.5.8.3.** Smoke coat pattern

**13.5.8.4.** Broken Colours coat pattern (Tortie, Bi-colour & Van)

**13.5.8.5.** Pointed coat pattern (including Tortie, Tabby, Tortie Tabby, Silver Tabby, Silver Tortie Tabby, Smoke & Tortie Smoke point equivalents)

**Note:** a) Outcross to Persians is only allowable to introduce new colours not currently available in Australia and only under the ACF (Inc.) rules for Experimental Breeding.

**13.5.9. Burmese (American Contemporary type) <sup>100</sup>**

**13.5.9.1.** Solid Colour coat pattern (Brown (sable), Blue, Chocolate (Champagne) and Lilac (Platinum) only) <sup>101</sup>

**Note:** a) American Contemporary Burmese type imported into Australia, is recognised as a separate breed to the Australian/European Burmese; and is not permitted to be intermated with Australian/European Burmese type.

**13.5.10. Burmese (Australian/European type)**

**13.5.10.1.** Solid Colour coat pattern (Brown, Blue, Chocolate, Lilac, Red, & Cream only) <sup>102</sup>

**13.5.10.2.** Broken Colours coat pattern (Tortie only)

**Note:** a) American Contemporary Burmese type imported into Australia, is recognised as a separate breed to the Australian/European Burmese; and is not permitted to be intermated with Australian/European Burmese type.

**13.5.11. Burmilla (Shorthair <sup>103</sup> & Longhair <sup>104</sup>)**

**13.5.11.1.** Tipped/Shaded coat pattern in both Silver and Golden (Black, Brown, Blue, Chocolate, Lilac, Caramel, Red, Cream, Apricot only and Tortie equivalents) <sup>105</sup>

**13.5.12. Chartreux**

**13.5.12.1.** Solid Colour coat pattern (Blue only) <sup>106</sup>

**13.5.13. Cornish Rex <sup>107</sup>**

**13.5.13.1.** Solid Colour coat pattern (White, Black, Blue, Chocolate, Lilac, Red, Cream, Cinnamon, Fawn, Caramel & Apricot only) <sup>108</sup>

**13.5.13.2.** Tabby coat pattern (Classic, Mackerel, Spotted, Ticked, <sup>109</sup> Tipped & Shaded <sup>110</sup> only plus Silver & Golden equivalents) <sup>111</sup>

**13.5.13.3.** Smoke coat pattern

---

<sup>96</sup> 2014: Added: British colours recognised for breed.

<sup>97</sup> 2003: Added: British new pattern 'Ticked'.

<sup>98</sup> 2014: Added: British clarified that Tipped and Shaded pattern come in Silver and Golden.

<sup>99</sup> 2015: Amended: British Shorthair, Tipped & Shaded now included in Tabby spectrum and removed from 13.5.8.3.

<sup>100</sup> 2004: Added: Burmese (American) separated from Burmese (Australian) & associated breeding rules with consequential clause renumbering.

<sup>101</sup> 2014: Added: Burmese (American) colours recognised (deleted Tortie).

<sup>102</sup> 2014: Added: Burmese (Australian) colours recognised for breed.

<sup>103</sup> 1999: Added: Burmilla in shorthair silver tipped and shaded pattern.

<sup>104</sup> 2004: Added: Burmilla in Longhair.

<sup>105</sup> 2014: Added: Burmilla golden pattern and colours recognised for breed.

<sup>106</sup> 2002: Added: Chartreux only colour recognised for breed.

<sup>107</sup> 2002: Amended: Cornish, Devon and German Rex and European Shorthair to list all recognised patterns for the breeds.

<sup>108</sup> 2014: Added: Cornish Devon and German Rex colours recognised for breed.

<sup>109</sup> 2003: Added: Cornish Devon and German Rex new patterns 'Ticked' and 'Mink'.

<sup>110</sup> 2014: Added: Cornish Devon and German Rex clarified that Tipped and Shaded pattern come in Silver and Golden.

<sup>111</sup> 2015: Amended: Cornish, Devon and German Rex, Tipped & Shaded now included in Tabby spectrum and removed from 13.5.13/14/17.3.

<sup>108</sup> 2006: Added: Egyptian Mau with consequential clause renumbering. <sup>109</sup> 2014: Added: Egyptian Mau colours recognised for breed.

- 13.5.13.4.** Broken Colours coat pattern (Tortie, Bi-colour & Van)
- 13.5.13.5.** Pointed coat pattern (including Tortie, Tabby, Tortie Tabby, Silver Tabby, Silver Tortie Tabby, Smoke & Tortie Smoke point equivalents)
- 13.5.13.6.** Mink coat pattern (Solid and Tortie colours only)
- 13.5.14. Devon Rex**
- 13.5.14.1.** Solid Colour coat pattern (White, Black, Blue, Chocolate, Lilac, Red, Cream, Cinnamon, Fawn, Caramel & Apricot only)
- 13.5.14.2.** Tabby coat pattern (Classic, Mackerel, Spotted, Ticked, Tipped & Shaded only plus Silver & Golden equivalents)
- 13.5.14.3.** Smoke coat pattern
- 13.5.14.4.** Broken Colours coat pattern (Tortie, Bi-colour & Van)
- 13.5.14.5.** Pointed coat pattern (including Tortie, Tabby, Tortie Tabby, Silver Tabby, Silver Tortie Tabby, Smoke & Smoke Tortie point equivalents)
- 13.5.14.6.** Mink coat pattern (Solid and Tortie colours only)
- 13.5.15. Egyptian Mau** <sup>112</sup>
- 13.5.15.1.** Tabby coat pattern (spotted only) (Black [bronze]. Black Silver & Black Smoke only) <sup>113</sup>
- 13.5.16. European Shorthair**
- 13.5.16.1.** Solid Colour coat pattern (except chocolate and lilac)
- 13.5.16.2.** Tabby coat pattern (Classic, Mackerel, Spotted, Ticked, Tipped & Shaded only plus Silver equivalents) <sup>114</sup>
- 13.5.16.3.** Smoke coat pattern
- 13.5.16.4.** Broken Colours coat pattern (Tortie and Bi-colour)
- 13.5.17. German Rex**
- 13.5.17.1.** Solid Colour coat pattern
- 13.5.17.2.** Tabby coat pattern (Classic, Mackerel, Spotted, Ticked, Tipped & Shaded only plus Silver & Golden equivalents)
- 13.5.17.3.** Smoke coat pattern
- 13.5.17.4.** Broken Colours coat pattern (Tortie and Bi-colour)
- 13.5.17.5.** Pointed coat pattern
- 13.5.18. Japanese Bobtail (Shorthair) and (Longhair)**
- 13.5.18.1.** Solid Colour coat pattern (White, Black, Blue, Red & Cream only)
- 13.5.18.2.** Tabby coat pattern (Classic and Mackerel only)
- 13.5.18.3.** Broken Colours coat pattern (Tortie, Bi-colour and Tri-colour)
- 13.5.19. Korat**
- 13.5.19.1.** Solid Colour coat pattern (Blue only) <sup>115</sup>
- Note:** a) Records to be kept for all progeny other than blue from Korat matings.

---

<sup>112</sup> 2006: Added: Egyptian Mau with consequential clause renumbering.

<sup>113</sup> 2014: Added: Egyptian Mau colours recognised for breed.

<sup>114</sup> 2015: Amended: European Shorthair, Tipped & Shaded now included in Tabby spectrum and removed from 13.5.16.3.

<sup>115</sup> 2002: Amended: Korat only colour recognised for the breed.

**13.5.20. La Perm (Shorthair and Longhair) <sup>116</sup>**

**13.5.20.1.** Solid Colour coat pattern (White, Black, Blue, Chocolate, Lilac, Red, Cream, Cinnamon, Fawn, Caramel & Apricot) <sup>117</sup>

**13.5.20.2.** Tabby coat pattern (Classic, Mackerel, Spotted, Ticked, Tipped & Shaded only plus Silver equivalents) <sup>118</sup>

**13.5.20.3.** Smoke coat pattern

**13.5.20.4.** Broken Colours coat pattern (Tortie, Bi-colour & Van)

**13.5.20.5.** Pointed/Mink/Sepia coat pattern

**Note:** a) La Perm may be outcrossed with Domestic shorthairs/longhairs. <sup>119</sup> All curly progeny resulting from such matings will be recognised as La Perm according to hair length. Straight-coated kittens will be registered as La Perm A.O.V. and may be used in the breeding programme.

b) Domestic cats used in the breeding programme must be recorded (registered refer clause 11) <sup>120</sup>.

**13.5.21. Mandalay <sup>121</sup>**

**13.5.21.1.** Solid Colour coat pattern (Black, Blue, Chocolate, Lilac, Red, Cream, Cinnamon, Fawn, Caramel & Apricot) <sup>122</sup>

**13.5.21.2.** Broken Colours coat pattern (Tortie only)

**Note:** a) Allowable outcross Burmese.

b) The offspring of Mandalay programs are not allowed to be introduced to the Burmese gene pool.

**13.5.22. Manx (Shorthair) and Cymric (Longhair) <sup>123</sup><sup>124</sup>**

**13.5.22.1.** Solid Colour coat pattern (White, Black, Blue, Red & Cream only)

**13.5.22.2.** Tabby coat pattern (Classic, Mackerel, Spotted, Tipped & Shaded only plus Silver & Golden equivalents) <sup>120</sup>

**13.5.22.3.** Smoke coat pattern

**13.5.22.4.** Broken Colours coat pattern (Tortie, Bicolour & Van)

**Note:** a) Manx/Cymric may be mated:

i) with British Shorthairs <sup>125</sup><sup>126</sup><sup>127</sup> but only every alternate generation; and

ii) with the exception of chocolate, lilac, cinnamon, fawn, caramel and apricot coloured cats and those indicating hybridization with Himalayan coat pattern [ie Siamese colour restriction] and Abyssinian ticked tabby, to take effect from 1 January 2016.

iii) within the breed group, with the exception of Rumpy x Rumpy;

iv) but under no circumstances to domestic non-pedigree cats.

b) For breeding purposes, only the Manx/Cymric breed group comprises the following tail lengths:

i) Rumpy,

ii) Rumpy Riser (a rise of bone at the end of the spine which does not stop the hand) <sup>128</sup>

iii) Stumpy (maximum length of tail 3cm)

iv) Tailed

c) Rumpy and Rumpy Riser are judged together and Stumpy in their own classes. Tailed are not shown.

<sup>116</sup> 2008: Added: La Perm and associated breeding rules with consequential clause renumbering.

<sup>117</sup> 2014: Added: La Perm colours/patterns recognised for breed.

<sup>118</sup> 2015: Amended: La Perm, Tipped & Shaded now included in Tabby spectrum and removed from 13.5.20.3.

<sup>119</sup> 2011: Deleted: La Perm “and only under the ACF (Inc.) rules for Experimental Breeding”.

<sup>120</sup> 2011: Added: La Perm requirements for Domestic cats used in breeding to be registered.

<sup>121</sup> 2013: Added: Mandalay patterns recognised and associated breeding rules. Following clauses renumbered.

<sup>122</sup> 2014: Added: Mandalay colours recognised for breed.

<sup>123</sup> 2014: Amended: Manx/Cymric limiting colours/patterns recognised & breeding to exclude domestic non pedigree.

<sup>124</sup> 2015: Amended: Manx/Cymric, Tipped & Shaded now included in Tabby spectrum and removed from 13.5.22.3.

<sup>125</sup> 2002: Added: Manx/Cymric Note: except pointed coat pattern or pointed coat pattern carriers and only under the ACF (Inc.) rules for Experimental Breeding & Rumpy x Rumpy is not permitted.

<sup>126</sup> 2010: Deleted: Manx/Cymric Note: except pointed coat pattern or pointed coat pattern carriers & those indicating hybridisation with Siamese, Burmese and Abyssinian are not permitted.

<sup>127</sup> 2011: Deleted: Manx/Cymric ‘only under the ACF (Inc.) rules for Experimental Breeding’.

<sup>128</sup> 2012: Added: Manx/Cymric Rumpy Riser and definitions.

## ACF (Inc.) Bylaws Part 2 – Breeding & Registration Rules

- d) **Important:** The Manx taillessness gene can have serious health and welfare complications. Therefore, it is highly recommended that new Manx or Cymric breeders read the ACF Policy for Breeding Manx and Cymric APPENDIX 1, undertake to have an experienced Manx or Cymric breeder as a mentor and also work closely with their veterinarian. <sup>129</sup>
- e) GCCF <http://www.gccfcats.org/Portals/0/Manx.BP.pdf>

### 13.5.23. Ocicat

**13.5.23.1.** Ticked Tabby coat pattern (Spotted only) (Black, Blue, Chocolate, Lilac, Cinnamon & Fawn only plus Silver equivalents) <sup>130</sup>

**Note:** a) Allowable outcross Abyssinian (including Silver), for kittens born before 31/12/2030. <sup>131</sup>

### 13.5.24. Pixebob (Shorthair and Longhair) <sup>132</sup>

**13.5.24.1.** Tabby coat pattern (Brown spotted only)

### 13.5.25. Russian

**13.5.25.1.** Solid Colour coat pattern (Black, Blue & White only) <sup>133</sup>

### 13.5.26. Scottish Fold (Shorthair & Longhair) and Scottish Shorthair & Longhair

**13.5.26.1.** Solid Colour coat pattern (Black, Blue, Chocolate, Lilac, Red, Cream, Cinnamon, Fawn, Caramel & Apricot only) <sup>134</sup>

**13.5.26.2.** Tabby coat pattern (Classic, Mackerel, Spotted, Ticked, <sup>135</sup> Tipped & Shaded only plus Silver and Golden equivalents) <sup>136</sup>

**13.5.26.3.** Smoke coat pattern

**13.5.26.4.** Broken Colours coat pattern (Tortie, Bi-colour & Van)

**13.5.26.5.** Pointed/Sepia <sup>137</sup>/Mink coat pattern (including Tortie, Tabby, Tortie Tabby, Silver Tabby Silver Tortie Tabby, Smoke & Tortie Smoke point equivalents)

**Note:** a) A cat with folded ears is a Full Register Fold if it is produced from: <sup>138139</sup>

- i) Fold to Scottish Shorthair (ie. straight eared offspring of Fold)
  - ii) Fold to British Shorthair
  - v) Fold to American Shorthair (imported Fold stock only) and that an unbroken line of Scottish Folds is evident through the whole pedigree. ie. at least four (4) generations from the original outcross.
- b) Scottish Fold to Scottish Fold mating is not permitted. <sup>140</sup>
- c) The Scottish Shorthair and or Scottish Longhair may only be bred with Scottish Fold or Scottish Shorthair. They cannot be used with British Shorthair or in any British program.

<sup>129</sup> 2015: Added: Manx/Cymric attachment with extra information regarding breeding.

<sup>130</sup> 2014: Added: Ocicat colours recognised for breed.

<sup>131</sup> 2016: Added: Ocicat allowable outcrosses.

<sup>132</sup> 2012: Added: Pixebob with consequential clause renumbering.

<sup>133</sup> 2002: Added: Russian colours recognised for breed.

<sup>134</sup> 2014: Added: Scottish Fold/ Scottish colours recognised for breed & clarified that tipped and shaded pattern come in silver and golden.

<sup>135</sup> 2003: Added: Scottish Fold/ Scottish new patterns 'Ticked' and 'Mink'.

<sup>136</sup> 2015: Amended: Scottish Fold/ Scottish, Tipped & Shaded now included in Tabby spectrum and removed from 13.5.26.3.

<sup>137</sup> 2013: Added: Scottish Fold new pattern 'Sepia'.

<sup>138</sup> 2001: Added: Scottish Fold Note a) within this breed pointed coat pattern will not be mated to patched with white coat pattern.

<sup>139</sup> 2005: Deleted: Scottish Fold Note a) within this breed pointed coat pattern will not be mated to patched with white coat pattern. (*amended 2001*) rest renumbered.

<sup>140</sup> 2002: Added: Scottish Fold to Scottish Fold is not permitted.

**13.5.27. Selkirk Rex (Shorthair & Longhair) <sup>141</sup>**

- 13.5.27.1.** Solid Colour coat pattern (Black, Blue, Chocolate, Lilac, Red, Cream, Cinnamon, Fawn, Caramel & Apricot only)
- 13.5.27.2.** Tabby coat pattern (Classic, Mackerel, Spotted, Ticked, <sup>142</sup>Tipped & Shaded <sup>143</sup> only plus Silver and Golden equivalents) <sup>144</sup>
- 13.5.27.3.** Smoke coat pattern
- 13.5.27.4.** Broken Colours coat pattern (Tortie, Bi-colour & Van)
- 13.5.27.5.** Pointed coat pattern

**Note:** a) Selkirk Rex may be outcrossed <sup>145</sup>with Persians, Exotics, British Shorthair <sup>146</sup> and American Shorthair <sup>147</sup>. All curly progeny resulting from such matings will be recognised as Selkirk Rex according to hair length. Straight-coated kittens will be registered as Selkirk Rex A.O.V. and may be used in the breeding programme. <sup>148</sup> Any straight coated kittens /cats not required for breeding must be desexed before leaving the breeder/owner's possession. <sup>149</sup>.

**13.5.28. Singapura**

- 13.5.28.1.** Ticked coat pattern (Brown only) <sup>150</sup>

**13.5.29. Snowshoe <sup>151</sup>**

- 13.5.29.1.** Pointed coat pattern (Seal, Blue, Chocolate, Lilac, Red, Cream, Caramel & Apricot only along with Tortie, Tabby, Tortie Tabby, Silver Tabby Silver Tortie Tabby, Smoke & Tortie Smoke point equivalents)
- 13.5.29.2.** Bi-colour coat pointed pattern
- 13.5.29.3.** Mitted coat pointed pattern

**13.5.30. Sphynx <sup>152</sup>**

- 13.5.30.1.** Solid Colour coat pattern (Black, Blue, Chocolate, Lilac, Red, Cream, Cinnamon, Fawn, Caramel & Apricot only)
- 13.5.30.2.** Tabby coat pattern
- 13.5.30.3.** Broken Colours coat pattern (Tortie, Bi-colour & Van)
- 13.5.30.4.** Pointed/Mink coat pattern

**13.5.31. Tonkinese**

- 13.5.31.1.** Mink coat pattern (Seal, Blue, Chocolate, Lilac, Red, Cream, Cinnamon, Fawn, Caramel & Apricot only plus Tortie equivalents) <sup>153</sup><sup>154</sup>
- 13.5.31.2.** Pointed/Sepia <sup>155</sup> coat pattern (Solid colours only) <sup>156</sup>

---

<sup>141</sup> 2001: Added: Selkirk Rex resulting in all numbering hereafter being amended accordingly.

<sup>142</sup> 2003: Added: Selkirk Rex new pattern 'ticked Tabby'.

<sup>143</sup> 2014: Added: Selkirk Rex clarified that tipped and shaded pattern come in silver and golden.

<sup>144</sup> 2015: Amended: Selkirk Rex, Tipped & Shaded pattern now included in Tabby spectrum and removed from 13.5.27.3.

<sup>145</sup> 2014: Deleted: Selkirk Rex end date for outcrossing namely 'till June 2016'.

<sup>146</sup> 2011: Deleted: Selkirk Rex 'and only under the ACF (Inc.) rules for Experimental Breeding'.

<sup>147</sup> 2011: Added: Selkirk Rex American Shorthair as an outcross.

<sup>148</sup> 2002: Added: Selkirk Rex Straight-coated progeny registered as AOV and may be used in experimental program.

<sup>149</sup> 2003: Added: Selkirk Rex Straight-coated progeny no longer required for breeding program be desexed.

<sup>150</sup> 1999: Added: Singapura only comes in one colour/pattern.

<sup>151</sup> 2013: Added: Snowshoe with consequential clause renumbering.

<sup>152</sup> 1999: Added: Sphynx with consequential clause renumbering.

<sup>153</sup> 1999: Amended: Tonkinese coat pattern to 'mink coat pattern'.

<sup>154</sup> 2002: Added: Tonkinese recognise coat colours 'red/cream/tortie'.

<sup>155</sup> 2013: Amended: Tonkinese coat pattern from 'solid' to 'sepia'.

<sup>156</sup> 2007: Added: Tonkinese full recognition for colour/pattern Pointed and Solid Series.

**13.6 GROUP 4** <sup>157</sup>

**13.6.1. Companion Cats (domestic and part pedigree)**

**13.6.1.1.** All colours, patterns, longhair & shorthair.

---

<sup>157</sup> 2002: Added: Companion Cats provision for domestic and part pedigree to compete.



## 14. EMS BREED CODING SYSTEM

The FIFe’s Easy Mind System (EMS) simplifies and replaces the combination of letters and numbers used to identify cats. Below is the coding as it applies to ACF recognised Breeds/Colours/Patterns.

### 14.1 RECOGNISED BREEDS:

The first part of the EMS code, written in uppercase letters, denotes the breed. **## subject to change pending FIFe approval**

#### Group 1:

**Aphrodite (longhair)** APL##

**Aphrodite (shorthair)** APS##

Birman (breed is actually ‘Sacred Birman’) SBI

Exotic EXO

Maine Coon MCO

Neva Masquerade NEM

Norwegian Forest NFO

Ragdoll RAG

Persian PER

Siberian SIB

Turkish Angora TUA

Turkish Van TUV

#### Group 2:

Balinese BAL

Foreign White (shorthair) SIA w 67

Foreign White (longhair) BAL w 67

Oriental (shorthair) OSH

Oriental (longhair) OLH

Peterbald PEB

Siamese SIA

#### Group 3:

Abyssinian ABY

American Curl (shorthair) ACS

American Curl (longhair) ACS

American Shorthair AMS

Australian Mist AUM

Bengal BEN

Bombay (Shorthair USA derived) BOM

British Shorthair BRI

Burmilla Shorthair BML

**Burmilla Longhair** BML..81##

**Burmese (‘American’ style)** BUA##

Burmese (‘European’ style) BUR

Chartreux CHA

Cornish Rex CRX

Cymric CYM

Devon Rex DRX

Egyptian Mau MAU

European Shorthair EUR

German Rex GRX

Japanese Bobtail Shorthair JBT

**Japanese Bobtail Longhair** JBT..81##

Korat KOR

LaPerm Shorthair LPS

LaPerm Longhair LPL

**Mandalay** MDY##

Manx MAN

Ocicat OCI

**Pixiebob (shorthair)** PXL##

**Pixiebob (longhair)** PXS##

Russian RUS

**Scottish Fold (shorthair)** SFS##

**Scottish Fold (longhair)** SFL##

**Scottish Shorthair** SCS##

**Scottish Longhair** SCL##

Selkirk Rex (shorthair) SRS

Selkirk Rex (longhair) SRL

Singapura SIN

Snowshoe SNO

Somali SOM

Sphynx SPH

Tonkinese TOS

### 14.2 RECOGNISED COLOURS:

The second part of the EMS code, which identifies a cat’s colour, is always written in lower case letters.

a = blue

b = chocolate

c = lilac

d = red

e = cream

f = black tortie #

g = blue tortie

h = chocolate tortie

j = lilac tortie

m = dilute modifier colour (Dm)

am = caramel (blue based)

cm = caramel (lilac based)

pm = caramel (fawn based)

**gm = caramel tortie (blue based)**

**jm = caramel tortie (lilac based)**

**rm = caramel tortie (fawn based)**

em = apricot (blue based\*)

**?m = apricot (lilac based)**

**?m – apricot (fawn based)**

n = black

‘n’ comes from the French noir, meaning black. Includes full expression Burmilla; seal (in Himalayan patterned cats), brown (in Bengal, Burmese, some Burmilla [n 31] and Tonkinese [n 32]) tawny (in Abyssinian, Somali and Ocicat).

o = cinnamon

p = fawn

q = cinnamon tortoiseshell

r = fawn tortoiseshell

s = silver

w = white

x = any unrecognised colour

y = golden

nt = amber (only NFO)

at = light amber (only NFO)

ft = amber tortie (only NFO)

gt = light amber tortie (only NFO)

### 14.3 RECOGNISED PATTERNS

The third part of the EMS code, which identifies a cat’s pattern, is also written in lower case letters.

01 = van

02 = harlequin (not an ACF pattern)

03 = bicour

04 = mitted (only applicable to Ragdoll **and Snowshoe##**)

05 = snowshoe (only applicable to Snowshoe)

09 = unspecified amount of white (eg: locket)

11 = shaded

12 = tipped (shell)

21 = unspecified tabby pattern

22 = classic (blotched) tabby

23 = mackerel tabby

24 = spotted tabby

25 = ticked tabby

31 = Burmese pattern (cbcb)

32 = Mink (FIFe ‘Tonkinese’) pattern (cbcs)

33 = Himalayan (pointed) pattern

Note: Tonkinese: In ACF, we recognise this breed, whereas FIFe does not and uses the breed name to indicate mink pattern in the breeds in which it occurs.

**#subject to clarifying with CFA re coding for tri-colour [mi-ke JBT].**

#### **14.4 RECOGNISED EYE COLOURS**

The next element of the EMS code is a numerical designation for eye colour, which must be used with breeds that are judged in separate classes according to eye colour.

- 61 = blue eyed
- 62 = orange eyed
- 63 = odd eyed
- 64 = green
- 65 = Burmese eye colour
- 66 = Mink (Tonkinese cbc) eye colour
- 67 = Siamese eye colour

#### **14.5 BREED SPECIFIC CODES**

These codes have been developed for breeds that have particular characteristics:

##### **Tail Codes**

Codes that apply to only the Manx and its longhaired counterpart, the Cymric to indicate the amount of tail.

- 51 = rumpy (*no tail*)
- 52 = rumpy riser (*a tiny rise in the bone at the end of the spine*)
- 53 = stumpy (*a rudimentary tail not longer than 3-4 cm [1.2 to 1.6 inches]*)
- 54 = longie (*a regular or near regular tail these cats are used for breeding but may not be shown*)

##### **Ear Codes**

Codes that designate the ear type

The American Curl in both short and long haired versions which although having a “curled ear” may produce straight eared offspring.

- 71 = straight ears
- 72 = curled ears

**NOTE:** The ear code is not applied to the Scottish Fold in both short and long haired versions which may also produce straight eared offspring although it has a folded ear itself as ACF recognises the straight eared variety as a separate breed Scottish Shorthair/Longhair. **Coat Codes:**

- 81 = LH (only applicable to PEB, **BML & JBT##**)
- 82 = SH (only applicable to PEB)
- 83 = Brush (only applicable to PEB)
- 84 – Straight (only applicable to LPS/LPL **& SRS/SRL##**) **Toe code:**

**91 = Polydactyl (Pixiebob only)##**

## 15. EMS USER GUIDE

As applicable to ACF recognised Breeds colours patterns. A grey background in the text is used to highlight examples.

### General principles and restrictions

Please note the following general principles and restrictions:

- An asterisk [\*] stands for any information according to the EMS System.
- Individual EMS codes will always be separated from other by a space unless indicated otherwise.
- Individual EMS codes are always shown in ascending order.
- If a breed is limited to only one specific occurrence of a trait, the code for this trait is never used in that full EMS code.

### Breeds

The names of the breeds are always indicated in three capital letters.

PER

BRI

### Non-recognised breeds (non)

If the cat belongs to a non-recognised breed, always put 'non' after the breed code.

AMW non (eg American Wirehair)

### Non-recognised varieties (x)

If the cat belongs to a non-recognised variety, write an 'x' before the colour code.

MCO x am

### Colours (a, b, c, etc.)

The colour codes are always indicated in lower case letters

BRI a

NFO nt

Note: the codes for amber (\*t) are only applicable to NFO. If the cat's breed is limited to only one colour and the cat doesn't show any pattern, don't use any colour code.

BOM (and not BOM n)

### Silver (s) / golden (y)

If the cat shows silver or golden, it will always have a lower case 's' or 'y', which is, [except in the case of amber (\*t)], not separated by a space from its main colour code.

PER \*s

BRI \*y

The code for silver or for golden may not be used for hairless breeds (SPH & PEB), regardless of the cat's genotype.

### Dilute modifier (m)

The code for dilute modifier is not separated by a space from its main colour code.

### Amount of White (01-09)

If the cat shows an amount of white, write the code for that amount of white.

PER \*01

BRI \*03

Code 04 is only applicable to RAG

Code 05 is only applicable to SNO If the cat's breed is limited to only one kind of white spotting, do not use any code.

TUV \* (and not TUV \* 01)

### Tabby Patterns (11, 12, 21-25)

If the cat is agouti, the code for the pattern code must be indicated.

PER \*11

BRI \*22

If the cat's breed is limited to only one pattern, do not use any additional code for pattern

ABY n (and not ABY n 25)

Exception is

OCI \* 24

If the cat's breed is limited to only one colour/pattern, do not use any additional code for colour nor for pattern.

SIN (and not SIN n 25)

The tabby pattern for cats with an amount of white 03 or 09 must be identifiable (22-25) and the code 21 may not be used.

PER \* 03 22 (and not PER \* 03 21)

CRX \* 09 24 (and not CRX \* 03 21)

Since it is often hard to determine the kind of tabby pattern, code 21 must always be used in case of:

- Tabby pointed or hairless breeds

RAG \* 04 21 (and not RAG \*04 22)

SPH \* 03 21 (and not SPH \*03 24)

- Tabby cats with the amount of white 01, including tabby TUV

PER \* 01 21 (and not PER \*01 22)

TUV \*21 (and not TUV \* 23)

The codes of 11, 12, & 22 to 25 may not be used here, regardless of the cat's genotype or phenotype.

### Pointed patterns (31-33)

If the cat is pointed, you must use the appropriate code

PER \* 33

SPH \* 32

If the cat's breed is limited to only one pointed variety, do not use any code for pointed

BUR \* (and not BUR \* 31)

SIA \* (and not SIA \* 33)

### Tail (51-54)

These codes are only applicable to MAN and CYM.

Code 54 is a *non-recognised variety for showing* for MAN/ CYM.

MAN x \* 54

### Eye Colour (61-67)

The code for eye colour must be used if:

- The cat is white (w); or
- The cat is non-pointed; and has an amount of white (01)

PER \* 01 63

TUV \* 62

The code for eye colour also must be used for EXO, PER or BRI if;

- The cat is a silver tabby (\*\*s 2\*); and
- Its variety is not limited to one eye colour.

PER \* s 22 62, PER \* s 22 64

BRI \* 03 24 62, BRI \* s 03 24 64

The code for eye colour is *never* used if:

- The cat's breed is ABY, BEN, BML, OCI or SOM; or
- The cat's breed is limited to only one eye colour.

BUR \* (and not BUR \* 65)

RUS (and not RUS \* 64)

The exception is:

SIA/BAL w 67 (and not SIA/BAL w)

- The cat's variety is limited to only one eye colour.

PER \* 03 (and not PER \* 03 62)

BRI a (and not BRI a 62)

MAU ns 24 (and not MAU ns 24 64)

- The cat's breed EUR or its breed is judged in groups, *always except* for white (w) and non-pointed van (01) varieties

MCO n (and not MCO n 62)

NFO ns 22 (and not NFO ns 22 62)

- The exception is PEB (all coat types judged together).

### Ears (71-72)

These codes are applicable to ACS/ACL

Code 71 is for *non-recognised variety for showing* for ACS/ACL.

ACS x \* 71

### Coat Structure (81-84)

These codes for coat structure are only applicable to BML, JBT, SIA w 67, (81), PEB (81-83) LPS/LPL and SRS/SRL (84).

BML \* 81

PEB \* 82, PER \* 83, LPS \* 84

### Toe code (91)

This code is only applicable to *Polydactyl*/ PXS/PXL.

PXS \* 91

## ACF BREEDING POLICY FOR THE MANX AND CYMRIC CAT

Effective January 2016

### THIS POLICY IS TO BE APPLIED IN CONJUNCTION WITH ACF BY-LAWS PART 2 PRACTICES ON BREEDING

Note: The Governing Council of the Cat Fancy UK (GCCF) is country of origin of the Manx and Cymric cat. The GCCF have a *Recommended Breeding Policy for the Manx Cat, First Edition*, published in June 2011 <http://www.gccfcats.org/Portals/0/Manx.BP.pdf> This GCCF document should be read as a reference document and ‘GCCF sections’ of it have been referred to in this ACF Policy.

### Origins and History

Since the GCCF Recommended Breeding Policy for the Manx cat, was published in June 2011; scientists have discovered four allelic DNA mutations in the T-gene of the Manx cat responsible for the short tails in the Manx cat. These mutations are dominant and homozygosity is presumed to result in early embryonic lethality.

#### Refer:

GCCF Recommended Breeding Policy for the Manx Cat, First Edition, published June 2011 section 2.0.

Buckingham KJ, McMillin MJ, Brassil MM, Shively KM, Magnaye KM, Cortes A, Weinmann AS, Lyons LA, Bamshad MJ.

Multiple mutant T alleles cause haploinsufficiency of Brachyury and short tails in Manx cats. *Mammalian Genome*. 2013 Oct; 24 (9-10): pages 400-8.

### First Manx cats in Australia

Manx cats have a very long history in Australia. Indeed, the catalogue of Victorian Kennel and Poultry Club Show in 1895 indicates that Manx cats were quite popular with 8 being entered in the show. Subsequently many other dedicated breeders have bred and shown these captivating cats including Mrs. Rae Morgan who showed ‘Encore’ Manx in NSW, Victoria, Northern Territory and Queensland from 1960.

#### Refer:

Where did we come from? (The origins of the cat fancy and pedigree cats in Australia) by Lesley Morgan-Blythe, ACF Yearbook, 2004

Research by John Richardson and Julie Walker, March 2015 as well as email correspondence from Cat Association of the Northern Territory, June 2016. <sup>159</sup>

### Background

In some instances, the ACF requirements for breeding Manx and Cymric cats differ from the GCCF Recommended Breeding Policy for the Manx Cat. For example, in GCCF section 7.1 the GCCF recommendation that:

*“Manx cats to be used for breeding should be given a health screen by a veterinary practitioner and certified free from any overt physical or health defects eg intestinal or neurological defects”*

does not appear in the ACF Rules, Regulations and By-Laws Part 2 Practices on Breeding.

---

<sup>158</sup> 2015: Added Appendix 1

<sup>159</sup> 2016: Added information provided by CANT.

While the ACF does not require health screening by a veterinarian for breeding Manx cats, or a certificate that white kittens are free from deafness prior to being registered, the ACF By-Laws Part 2 Practices on Breeding recommends that:

*“Health must be the overriding consideration in any breeding program”.*

Also, cat breeders need to ensure compliance with current Federal and State government legislation and Local regulation applying to the keeping, breeding, management and selling of cats as well as ensuring their Member Body requirements are adhered to.

The ACF disallows Rumpy to Rumpy matings, whilst GCCF allows Rumpy to Rumpy matings, with a restriction to frequency of such matings being specified, otherwise progeny is refused registration.

Refer:

GCCF section 7.1

ACF By-Laws Part 2 Practices on Breeding

**Manx Health and Genetic Defects; Effects of the Manx Mutation**

A radiographic study of Manx cats by Howell and Siegel (1966), found that Manx cats had a reduction in the number of vertebrae and length of vertebrae when compared to domestic cats. The study concluded with:

*“The greater the deletion in the number of lumbar, sacral, and caudal vertebrae, the greater the associated malformations and the higher the juvenile mortality rate”.*

The GCCF section 6.0 also acknowledges that:

*“the gene’s actions when shortening the spine may go too far: Resulting in overall fewer spinal vertebrae..... These manifestations are highly undesirable and breeding programs should be followed to minimise any occurrence of these latter effects. Inclusion of tailed Manx and minimising mating of two Manx with shorter than average backs can help minimise these adverse occurrences in Manx breeding. Associated symptoms when the Manx gene over-shortens the spine are, weak hind legs/difficulty walking, damage to the spinal cord and defects in innervations with associated problems with the bowels, bladder and digestion”.*

Thus while anecdotal evidence is reassuring that:

*“Manx and Cymric cats have been bred successfully without health issues in Australia and overseas by various breeders”,*

it is absolutely essential that Manx cat breeders be aware of the possible “undesirable manifestations” of the Manx mutation that are summarised at length in the ‘GCCF Recommended Breeding Policy for the Manx cat’ in sections 6.0 and 7.1 and by Buckingham et al, 2013, as well as ensuring that:

*“Both kittens and adults must be scrutinised closely for any of these defects and this information used in determining ongoing breeding practices. Any adults displaying any of the above symptoms **must not** be used for breeding”*

and veterinary care must be sought for any Manx cats and kittens that display health and/or welfare issues, “including urinary or faecal incontinence” as well as subtler and less dramatic distal spinal deformities.

Refer:

GCCF section 6.0 and 7.1

Howell J M and Siegel PB. Morphological Effects of the Manx Factor in Cats. J. Hered 57(3) 1966, pages 100-104

Collection of previous email correspondence from Manx breeders to John Richardson, March 2015.

**Selection of Breeding Manx**

With regard to managing the effects of the Manx mutation the GCCF section 6.0 states that:

*“With care and proper breeding management, the health and the Manx life expectancy is the same as any other breed of cats.”*

Furthermore, experiences from breeders of Manx cats such as Jane Hellman have found that:

*“If you are sensible in your choice of breeding stock, that is using absolutely sound cats, there should be few problems”.*

Thus, it is important that breeders have a well-managed and well-understood breeding program for Manx cats. Breeders need to ensure that they are not breeding for overly short backs ie where the length of the back is not in proportion to the entire cat, with the height of hindquarters equal to the entire cat. In addition, to reduce the possibility of adverse occurrences in Manx breeding, it is recommended that breeders ensure that they are including Tailed Manx ie. cats with *“a regular or near regular tail”* every second or third generation in their breeding program as well as considering outcrossing to British Shorthair in accordance with ACF By-Laws Part 2 Practices on Breeding.

Also, the use of DNA testing for known coat colours and inherited diseases; radiology and veterinary advice may assist breeders with identifying suitable healthy cats for Manx and Cymric breeding programs. Any defective individual Manx cat or outcross cat should clearly not be used for showing or breeding under any circumstances and breeders should seek veterinary advice about managing the health status of such cats.

The ‘GCCF Recommended Breeding Policy for the Manx cat’ in sections 6.0 credits: *“the addition of folic acid to a queen’s diet prior to, during and for 10 days after mating”* as a factor in reducing the effects of the Manx mutation. Although the research on the benefits of adding dietary folic acid was on humans, supplementation may be of some benefit to Manx cats and is recommended until further research has been conducted.

Refer:

GCCF section 6.0 and 7.1

The Manx Cat, J. Hellman. Cats and Catdom Annual, 1979.

ACF Book of Standards, January 2015.

Outcrossing Manx and Cymric cats in this ACF Policy.

**Type: Size and Weight of Manx cats**

Type, requiring that Manx cats have a usual gait and walk normally and Size and Weight are of great importance due to defect or health concerns. Thus these aspects are detailed further in this ACF Policy to assist breeders, judges and registrars, as well as enabling the public to avoid cats which may have defects or health issues.

**Type: Manx gait**

*“Manx have a usual gait and walk normally”.*

A “Hopping Gait” is a deformity and such is well known to breeders and judges, particularly since publication in 1965 by the Isle of Man veterinarian and Manx breeder, D. W. Kerruish of the Manxland prefix, as well as the GCCF removing the Hopping Gait from its Manx cat Standard circa 1979.

Renowned GCCF Manx Breeder, Jane Hellman of Tattleberry Manx, unequivocally states in her 1979 article The Manx Cat:

*“This was the best thing that the GCCF, in consultation with the Shorthaired Cat Society could have done as hoppers are deformed cats.”*

Refer:

GCCF section 5.1 and 5.10

The Manx Cat 1965. D. W. Kerruish, M.R.C.V.S. Nelson Press Co. Ltd. 3rd edition The Manx Cat, J. Hellman.

Cats and Catdom Annual 1979.

Manx breeders and judges in Australia need to be aware, that “Hoppers”, as Manx cats with a hopping or bobbing, ‘rabbit-like’ gait are generally known, are deformed. Any Manx cat that is presented for judging and is unable to walk normally and/or stand properly needs to be disqualified under the ACF Rules and Faults concerning disqualifications in the ACF Book of Standards.

Refer:

ACF Book of Standards, January 2015

Manx cats in The Book of the Cat, Edited by M. Wright and Sally Walters; Pan Books, London and Sydney, p72-73, 1981

Furthermore, discussions with Anthony Nichols and Dr. Karen Kempzell of the GCCF Genetic Committee in March 2015, have resulted in the following definition of Hopping Gait being proposed:

*“A hopping gait is a gait where the rear legs of the cat do not or cannot move independently of each other and habitually move forward at the same time during all locomotion, where the cat may also, but not always, display partial paralysis or other anomaly.”*

### **Size and Weight**

*“The Manx can be seen with most colours and pattern. The Manx is a medium to large, robust cobby, well-muscled cat. The average weight and size of a male Manx is approximately 10 to 12 pounds (4.5 to 5.5 kg), comparable to that of its near cousin the British Shorthair. A female can range in weight from approximately 8 to 10 pounds (3.5 to 4.5 kg). Neuters and spays will be heavier than entires, perhaps a kg or so more.”*

The size and weight parameters for the Manx cat, has been well established over some 111 years of wisdom and experience by the GCCF registered breeders, the USA CFA registered breeders and registered breeders on the Isle of Man. In 1903, large Manx cats were considered coarse. UK and USA Breeders used Manx cats from the Isle of Man mated with other Manx cats from the island and consistency of breeding resulted in the breed maintaining the current size and weight, which was fortunately documented by the respected USA Manx breeder, Barbara St. Georges of the Briar-Brae prefix, in her publication reprinted in 2006.

Concerns exist with regard to breeding Manx cats of a size and weight well beyond those long accepted for the breed. It is felt that there is potential for health-related issues found in large cats, as well as the Manx breed ceasing to be what it has always been. Indeed, the current ACF standard

describes the Manx cat as “The overall impression of the Manx is a medium-sized, muscular cat, with rounded rump, taillessness and a soft, double coat.”

Refer:

GCCF section 5.10

The Book of the Cat - Frances Simpson 1903, page 252

Interpreting the Manx Standard – Barbara St. Georges - Manx Breed Council – Updated 2006.

ACF Book of Standards, January 2015

### The Manx Gene - Observable phenotypes

*“The pleiotropic effect of the Manx gene leads to different observable phenotypes i.e.*

*a) The dimple rumpy - here the cat will have a small indentation at the base of the spine*

*b) The rumpy - a completely tailless cat*

*c) The rumpy riser - a cat who has a small rise at the base of the spine caused by a small piece of cartilage or bone which may rise, but must not move sideways d) The stumpy - a cat with a tail between 1-5 inches long*

*e) The longy - a cat with a tail longer than 5 inches, but shorter than a standard tail.”*

The GCCF definition (see above) of the Rumpy, Rumpy Riser and Stumpy differs from the ACF Book of Standards, January 2015 which uses the following description for Manx and Cymric tails:

**“Tail:** *The overall impression should be of balance for roundness of rump to back and hind leg length, giving the impression of proportion to body length, with no anterior contraction of the hock.*

**Rumpy [51]:** *Exhibits should appear tailless. The rump should be felt to be completely rounded, with no substantial extension of tail bone or cartilage, although minor rises will be permitted if these do not interfere with the roundness of the rump.*

**Rumpy Riser [52]:** *A rise of bone at the end of the spine is allowed and should not be penalised unless it stops the judge’s hand, thereby spoiling the tailless appearance of the cat.*

**Stumpy [53]:** *A rise of bone which is allowed a maximum length of 3cm. The rump should be extremely broad and round.*

Furthermore, the ACF By-Laws Part 2 Practices on Breeding, 2015 use the following ‘14.11 Breed Specific Codes’ for Manx and Cymric tails:

*‘Codes that apply to only the Manx and its longhaired counterpart, the Cymric to indicate the amount of tail:*

*51 = rumpy (no tail)*

*52 = rumpy riser (a tiny rise in the bone at the end of the spine)*

*53 = stumpy (a rudimentary tail not longer than 3-4 cm [1.2 to 1.6 inches])*

*54 = longie (a regular or near regular tail these cats are used for breeding but may not be shown)’*

In Australia, it is evidenced from speaking with Manx cat breeders that there are Manx cats registered as tail classifications differing from their actual classification (Refer: Tail reclassification of Manx kittens and cats in this ACF Policy). In order to eliminate any confusion that judges,



registrars and breeders may have as to what Risers, Stumpy tails and Tailed Manx are, the following notes and diagrams about each tail classification have been added to this ACF Policy.

NOTE: The ACF Manx and Cymric standard descriptions for Rumpy Riser and Stumpy tails (see above) differ from other well-known Manx Studies, eg: Deforrest and Basrur 1979 which describe the following:

*“The distinction between rumpy-riser and stumpy is based on the ability of the latter to move the coccygeal vertebrae laterally, this movement being impossible in rumpyrisers.”*

In addition, the following diagrams and text provided courtesy of Jane and Glenn Hellman also confirm, a Rise on a Rumpy Riser is either fixed, or can only rise or lower, it is incapable of lateral/rotational movement and it is not a Stumpy tail, also, tails on Tailed Manx are flexible and not fused as Stumpy tails are.

Refer:

GCCF section 4.4

The following illustrations and texts, by eminent GCCF Manx breeder Jane Hellman of Tattleberry Manx and her husband, Glenn Hellman. These have previously been published in another format and the combined format provided here, was prepared some years ago with Jane and Glenn Hellman, to allow John Richardson to use it for educational purposes.

**CLASSIFICATION OF MANX CAT TYPES**

**Description of diagrams**

Authors: Jane and Glenn Hellman

Fig.1: Top view of relevant parts of normal spine

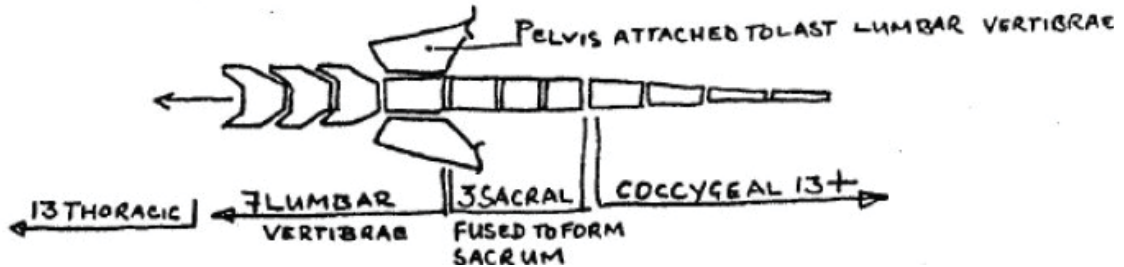


Fig.1a Top View of Rumpy spine

Top View form.



showing incomplete 1<sup>st</sup> sacral bone fused to last lumbar. Very usual Sometimes this is only grisle.

Fig.2: RUMPY: a cat that has no complete SACRAL vertebrae, frequently the first one is present but incomplete and fused to the last lumbar vertebra.

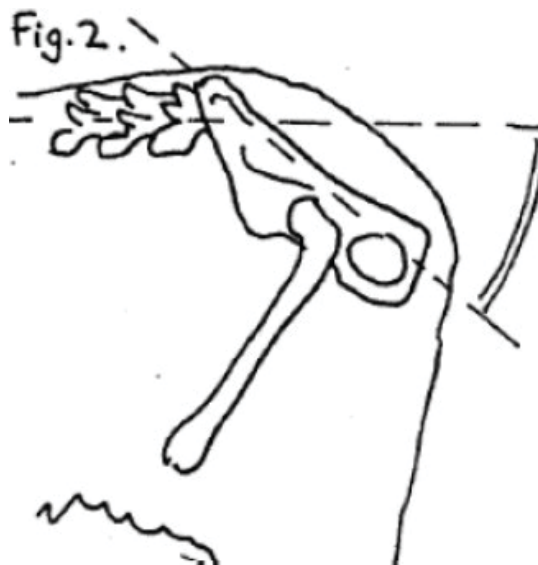
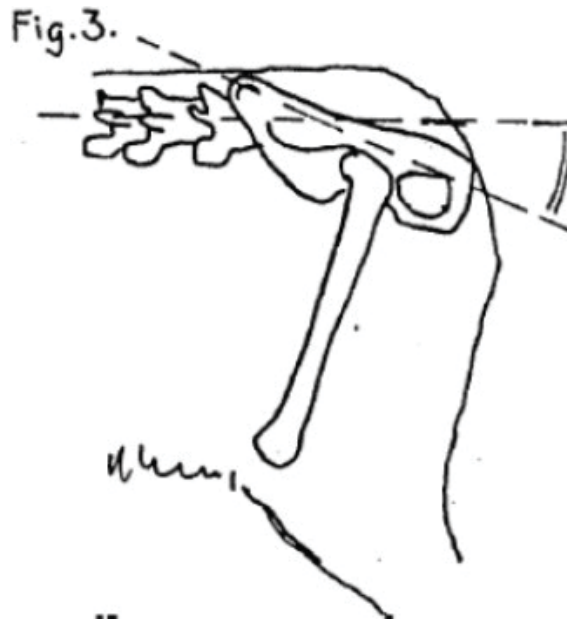


Fig.3: Roundness of rump is affected by the anpe of attaclunent of the Pelvis.



Figs. 4, 5, 6: RUMPY RISER There are three types of Riser identifiable.

Fig.4: The "fixed" rise. This is the section of SACRAL bones fused in the vertical position. As it is inunovable, apart from spoiling the roundness of the bottom, it will "stop the hand" (CFA Standard).



Fig.5: This is perhaps the commonest form of Riser. This shows 2 complete and 1incomplete SACRAL vertebrae which refused together and can be raised and lowered from the junction with the last Lumbar vertebra. This type can have just an incomplete vertebra as in fig, 2a, which if it moves must be considered a Riser, through to the one illustrated. These are eminently showable cats (in this respect).



Fig.6: Is basically the same but with all 3 SACRAL vertebrae plus an incomplete coccygeal one, also moveable in the same way. Although the angular movement is the same, because of the extra length the vertical movement is greater, thereby again spoiling the roundness and interfering with the hand as it is run down the back. In some cats even when the rise is relaxed it makes a noticeable bump in the skin. These cats are not of show standard.

These last two types of riser can be very difficult to detect on the show bench as some cats will clamp it down because of shyness with strangers or fear of the unfamiliar surroundings. Sometimes scratching the cat on the last two lumbar vertebrae encourages it not to lift any rise but also take its "stand". A Judge of course does not have recourse to X-ray equipment and so must judge the cat by feel. This of course does not mean a finger poked up the bottom.

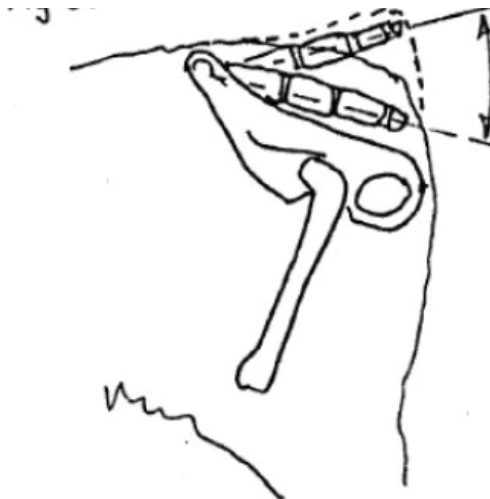
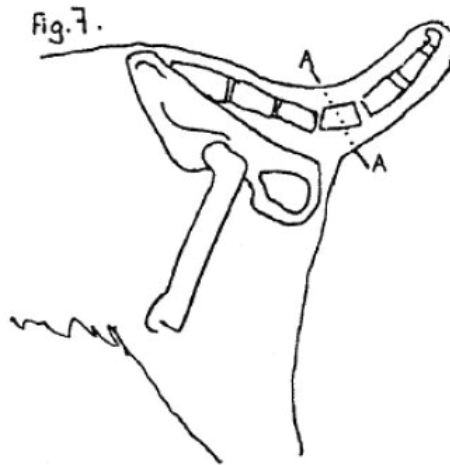


Fig: 7: Everyone's idea of a Stumpy. However, a Stumpy can also have no more vertebrae than Fig 6, but because the skin is shaped around the bone as at A-A Fig: 7, it becomes a Stumpy. This is important because such a cat is definitely not show quality and again it is hard to detect on the bench.



Longie: Where a Stumpy ends and a Longie begins is a matter of personal decision as a Longie is a long Stumpy. But the definitive difference between a Longie and a fulltailed cat of Manx parentage, however long the Longie's tail, is that the last coccygeal vertebra present is distorted and the cat has the Manx gene whereas the full-tailed cat of Manx parentage does not have it.

Some cats possess a flap or patch of thickened skin where the tail would begin. Unless this is associated with COCCYGEAL vertebrae, it cannot be considered a stump, although it may well spoil the appearance the appearance of the roundness of the bottom and thereby lose as many points.

As is clearly observed from the text and diagrams for Figures 2 and 3, the ideal and required roundness of rump for the Manx cat, is determined by the angle of attachment of the pelvis.

Wisdom from respected former Manx breeders, is that the main factor determining the quality of a Manx cat's conformation and soundness, is the whole skeletal system, from which everything else relative to type and conformation is determined, e.g. Roundness of rump, length of body in proportion to entire cat, neck, short but not overly short back, height of hindquarters equal to the length of body, good breadth of chest, boning, eye shape, ear set etc.

Although the ACF standard does not specifically ask for the Manx cat to have an 'arched' back per se, breeders and judges must be aware that the ACF standard requires the Manx cat to have "short front legs" and "back legs to be longer than the front with powerful deep thighs". The longer back legs coupled with the requirement for "the rump to be higher than the shoulders" and the "short but not overly short back ending in a definite round rump" result in the Manx having an arched or rounded back and longer back legs.

Refer:

ACF Book of Standards, January 2015

### **Tail re-classification of Manx kittens and cats**

Breeders need to exercise care when registering the Tail classification of kittens, as where Rumpy Risers and Stumpy tails grow beyond a breeder's assessment, it may become necessary to have the kitten assessed for re-classification prior to it entering adult class, to ensure it complies with the class specifications and is not disqualified or outclassed. Although Rumpy Riser and Stumpy Manx are well known for the potential to "clamp" their Rise or Stumpy tail when on the show bench, it may be the situation where an exhibit displays a Stumpy tail rather than what is registered as a Rise, or displays a Stump which exceeds 3cm in length.

There may be situations, where a Manx cat registered as a Rumpy Riser achieves Title status in adult class, but is subsequently judged to be a Stumpy and assessed/re-classified. Likewise, a Manx cat registered as a Stumpy achieves Title status in adult class, but is subsequently judged to be a Rumpy Riser and assessed/re-classified or a Manx cat registered as a Stumpy achieves Title status in adult class, but is subsequently judged to be a Stumpy with a Stumpy tail exceeding 3 cm in length.

In all these tail reclassification scenarios, the Show Manager is to inform the relevant ACF affiliate Secretary and Registrar. The affiliate Secretary is to inform the ACF Secretary with the recommendation that the other registering bodies in Australia be informed of the change of Tail classification.

There is sometimes confusion, where people unfamiliar with the Manx breed, classify Rumpy Risers as Stumpy Manx. To remove confusion, Manx breeders and judges must be aware, that a Riser can only rise or lower, unlike a Manx Stumpy tail which is capable of lateral movement from side to side, vertical movement and rotating.

Manx Rumpy Risers, Stumpy and Tailed Manx are not defective, but are normal manifestations of the Manx Taillessness gene. Indeed, the shape and type of Rumpy Risers, Stumpy tails and Tails are perfectly normal or usual for the Manx cat breed.

### **Further information on the Tail shape of Manx cats**

Since the late 1800's, it has been documented that there is no right or wrong shape when it comes to Manx Risers, Stumpy tails and Tails, or anything that is a perceived Tail Fault in the Manx breed, as the Manx gene inherently produces a variety of Risers, Stumpy tails and Tails, unlike most other breeds of tailed cats where deviations, kinks etc are faults. Indeed in 1903, Frances Simpson especially acknowledges that: "*a cat with, perhaps, an inch of tail, .may possibly be really a better Manx, more calculated to do good to the breed, than an absolutely tailless cat. It may possess more Manx character, a cat may have a couple of joints of tail, crooked or straight, and yet be a pure Manx.....*" This also relates to Robinson's statement regarding Stumpy: "*Here, the tail is longer and usually moveable although often deformed, knobby and kinked.*"

#### Refer:

The Book of the Cat – Frances Simpson 1903: page 250

Genetics for Cat Breeders 2<sup>nd</sup> Edition – Roy Robinson 1977; page 181

Thus, it has been documented for over 100 years, that Manx Stumpy tails are fused and may be generally knobby, kinked, twisted, or have some deformity, including a pouch of skin etc and that all manifestations of Stumpy tails are correct and do not adversely impact the ability of such Stumpy Manx to produce high quality progeny, including Rumpy, or Rumpy Riser, as such Stumpy Manx can do great good to benefit the Manx breed. Various Manx cat breeders worldwide do not desex/remove Stumpy Manx from breeding programs for possessing such Stumpy tails.

In Australia, Louise Kelly of Bywater Manx has also found that: *“It is very rare to find a Manx tail that is only fused without being also kinked and knobbly”.*

Refer:

Information from Louise Kelly was originally published on her website. Subsequently Louise Kelly has provided John Richardson with her website document and written permission to use as he sees fit.

### **Recognition of Tailed Manx for Show**

Manx Stumpy and Tailed Manx are generally not shown in the UK or USA despite the fact that Rumpy Risers, Stumpys and Tailed Manx are normal/usual manifestations in the Manx cat breed, thus these types of tail in the Manx cat are not tail faults per se. In Australia, CCCA, recognizes Tailed Manx for exhibition purposes in a litter, by including the following description for Tailed Manx in its Standard:

*“TAILED: A full medium length tail in balance with the body with no kinks or breaks visually evident.”*

### **Categories of Tailed Manx**

Tailed Manx are currently considered to fall within two categories: One which does not have the dominant Manx Gene and will not produce Tailless progeny and another category which appears to have the Manx Gene as these Tailed Manx will produce Tailless progeny when mated to another Tailed Manx. Dr. Leslie Lyons advised on 22 June 2014, by email:

*“Well now that we have the mutations – we could just start testing cats and finding out! No one has shown interest before – but we can likely get this testing going at the VGL – but would need to make sure people want to do the test. I would think that some tailed Manx are really a shortened variety.”*

Kelly Tanner of Kelsha Manx in the USA, conducted a study in 1995, where Manx breeders were surveyed to ascertain whether Tailed Manx to Tailed Manx matings that they had conducted produced Tailless progeny. Anecdotal information found that some 62.5 % of such matings had produced Tailless offspring under the genetic theory that one parent needed to have a shortened tail to produce shortened tail kittens. Besides Kelly Tanner, Jane Hellman of Tattleberry Manx UK and other Manx Breeders also formed the view that some Tailed Manx could be a shortened variety with the Manx gene variably expressed.

Refer:

K. Tanner. Inheritance of Taillessness In Tailed Cats

Manx - Theories & Case Histories, Published in the 1995-1996 Manx Yearbook Edited by Terry Drum.

### **Impact of tail length on Manx cats**

Taillessness, or Stumpy Tails does not prevent sound Manx cats from being agile, well able to stand on the show bench, balance and being adept hunters as evidenced by these photos of Manx displaying balance and agility.



Nonetheless breeders need to be mindful that there may be occasion where a Tailed Manx cat that has an abnormally shaped tail may require surgery under anaesthesia by a veterinary surgeon “for the long-term comfort of the cat”.

Refer:

Transcribed website information from Louise Kelly provided to John Richardson

**Manx Longhair – Cymric**

Longhair Manx, also known as Cymric, are a Semi-long haired cat, which appears to have been called Manx Longhair, because the coat is longer than a Manx Shorthair. Manx Longhair have always existed alongside Manx Shorthair, but were never included in the original Manx Standard when the first Pedigree cat show was held at Crystal Palace in 1871. In 1903, The Book of the Cat, by Frances Simpson stated, “Now and then we see longhaired Manx advertised, but these are, of course, mongrels or abortions, and by no means Manx cats.” The GCCF Recommended Breeding Policy for the Manx cat, unequivocally states:

*“Both longhair and shorthair traits were represented in the original mutation.”*

Longhair Manx, or Cymric, as they are also known, were accepted not to be the result of breeders outcrossing Manx to Persian, or other longhair breeds, to establish a 20<sup>th</sup> century variant of Manx, although such outcrosses occurred in various feline registries, including Australia, before being not permitted. An excellent article relative to Cymric, is available on the Manx Fanciers Yahoo Group, where the Cymric history are established and recorded. Nonetheless in 2007, scientists found that the Manx, like other Shorthair (SH) breeds that carry the longhair gene such as British, Scottish Fold and Devon Rex, had one of four specific allelic mutations in the Fibroblast Growth Factor 5 gene that were responsible for longhair (LH) in cats. This particular allelic mutation in longhair Manx cats was also found in other longhair breeds such as Balinese, Birman, Persian, Siberian, Somali, Turkish Angora and Turkish Van.

Refer:

Kehler JS, David VA, Schäffer AA, Bajema K, Eizirik E, Ryugo DK, Hannah SS, O’Brien SJ, Menotti-Raymond M. Four Independent Mutations in the Feline *Fibroblast Growth Factor 5* Gene Determine the *Long-Haired* Phenotype in Domestic Cats. *J Hered.* 2007; 98(6): 555–566.

**History of Cymrics**

The following history of Cymrics has been compiled from various sources:

*“Cymrics had been around for decades a LH recessive gene in many of the Manx lines around the world. Longhair Manx were first recognized by the breed name “Cymric” for championship status in Canadian Cat Assoc. (CCA) in May 1976. The first Cymric champion was Blair Wright’s Ch. Helle’s Comus Jupiter. Blair Wright started to work with the breed in 1972, and in 1973 his first Cymric kitten was born, not from Longhair Manx*



*but from two Shorthair Manx, Kellog Jupiter of Helle (C/E White) x LaFox's Circe of Helle (Blue Cream Manx).*

*The first Cymric was registered with the USA CFA in 1979, and the first CFA breed profile was published for the Cymric in 1991 picturing GC Plahn's Pedal P. of Clacritter on the front.*

*They were recognized for championship in CFA in 1990. The first CFA Cymric GC was Clacritter Callyn and that same year the first Best of Breed Cymric was GC KabelKim Julius”.*

Cymric have now been recognized by the GCCF since June 2013, but the Standard has not been included, as there is no Cymric registered with GCCF as yet.

Cymric cats were recognized by ACF in 1994 – *“The Cymric breed was accepted so long as exhibits were not derived from colourpoints or carriers.”*

Refer:

ACF History – Lesley Morgan

Leslie Falteisek, CFA Clacritter Manx and USA CFA Cymric secretary since 1974.

Manx Fanciers Yahoo Group discussions published on: manxfanciers@yahoogroups.com in October 2008.

The Manx Cat by Marion Hall. Published on the Cat Fanciers’ Association Inc. website under Breed Article: <http://www.cfainc.org/Breeds/BreedsKthruR/Manx/ManxArticle.aspx>

**Manx and Cymric – Registration of litters containing both SH and LH**

Many Shorthair Manx worldwide carry the recessive LH gene. The USA CFA issues registration numbers which identify Manx carrying both the SH and LH genes, to cater for situations where “Split Litters” occur, which include both SH and LH kittens.

“Split Litters” pose no problems where Manx are mated with Manx, but Registrars need to exercise diligence where there is outcross to British Shorthair, as Manx Longhair/Cymric progeny cannot result, unless the British Shorthair parent is independently DNA tested and proven to also carry the longhair gene.

**Outcrossing Manx and Cymric cats**

Indigenous Manx and Cymric cats from the Isle of Man, whether unregistered or registered may be used in Manx and Cymric breeding programs in accordance with ACF By-Laws Part 2 Practices on Breeding. Breeders planning to import Indigenous cats should seek advice before doing so as per ACF By-Laws Part 2 Practices on Breeding, *Application for Registration Rule:*

*4.9: Transfer of registration for cats bred outside the Member Body's jurisdiction is not automatic; the Registrar will check pedigrees. Before importing a cat into the Member Body's jurisdiction (whether for Full Registration or Sub-Register status), it is advisable to check the level of generation under the ACF (Inc.) system for registration”.*

Breeders, Judges and Registrars, need to be aware, that the Standards for Manx/Cymric throughout the world, have been amended many times since the first known breed standard was published in 1903 requiring breeders to selectively breed to changing, ideal Standards perceived by humankind, whilst indigenous Manx have been left to breed freely without constraints.

The skill of Manx cat breeders rests with their ability to breed indigenous Manx to the applicable/operative Manx/Cymric Standard of the day. Due to the various amendments of Manx/Cymric Standards, it is not expected that Indigenous Manx/Cymric will exactly match current Standards, Breeders should select indigenous Manx/Cymric for health, soundness and being representative of the Manx breed. Indigenous Manx/Cymric may also carry both the SH and LH genes.

Refer:

Manx cat, Wikipedia, March 2015

**British Shorthair cats**

The GCCF 7.0. Breeding System and 7.3. Outcrossing states, the following:

*“The prime motive is to perpetuate the Manx as a recognisable breed; to improve the quality of the breed as measured against the Standard of Points; with a view to success on the show bench. The skill in breeding lies in the choice of the individual cats and how these cats may be mated with each other – these two acts should be regarded as completely separate, although interconnected.”*

*“Breeders should be aware that the British Shorthair is not the same as the Manx type and therefore the first generation kittens from an outcross mating with ancestors with differing type yields more variability and less consistency in the type of kittens which can last for two to three generations.”*

It is also worthwhile to note the importance of minimizing the dilution of Manx phenotype and character, so Manx cats do not resemble ‘Tailless British Shorthair cats’.

The GCCF restrictions of outcross to British Shorthair cats do not apply to the ACF, where from 2015, under ACF By-Laws Part 2 Breeding and Registration Rules, Clause 13.5.22 applies<sup>160</sup>.

Refer:

GCCF 7.1. Selection of Breeding Manx - Manx Ancestry is essential for a cat to be a Manx cat.

The GCCF unequivocally states:

*“Manx means a particular head and body type, coat quality and eye colour, and most importantly, “Manx” ancestry.”*

Manx cats are one of the original pedigree breeds. Registries in the UK and USA have records of Manx cats imported from the Isle of Man and used for breeding and/or showing as well as for establishing pedigrees. Thus, registry records and pedigrees are essential to establish whether pedigree Manx have ancestry to Manx cats from the Isle of Man, or if they have outcross, and to what extent there is outcross. Such information is of great importance for Manx cat breeding programs, to maintain the breed and prevent the introduction of health issues or unrecognised coat colours from domestic cats or other breeds.

During the history of Manx cats in Australia, some breeders were permitted to out cross Manx cats, whilst other breeders chose not to outcross. Early pedigree records identify out crossed cats. Indeed, some if not all ACF Member bodies have accepted Manx and Cymric with domestic cats from Australia or pedigreed breeds other than British Shorthair in their pedigrees. Records of these Manx and Cymric cats were documented on pedigrees in ACF Member body databases and show catalogues. Although Manx cats have never been an ‘experimental breed’ per se, some ACF

---

<sup>160</sup> Deleted: 13.5.22 being repeated and just referred to it.

Member bodies have used the ACF Sub-Register (SR) generation progression terminology on pedigrees to identify Manx being crossed with other breeds or domestics.

Apart from out crossing Manx cats in Australia, there has been on occasion, 'found' tailless cats that have been used to breed Manx cats in Australia. Indeed, one such cat was found on the docks in Sydney and assumed "*to have come ashore from a British ship*". Nonetheless, it is unknown whether such found 'Manx' cats could ever be traced to the Isle of Man or whether these cats represented new mutations in the tailless gene.

Refer:

GCCF 7.1.

Discussion with Lesley Morgan, ACF All Breeds Cat Judge and International Liaison Officer, Secretary and Archivist, Cat Association Tasmania in March 2015

Manx, in The Complete Book of Cats in Australia, Barbara Walcott and Dorothy Rickards, 3<sup>rd</sup> Edition (revised) Page128

**Purpose of the amended ACF By-Laws Part 2 Practices on Breeding, and Standard for Manx and Cymric cats, 2015**

The purpose of the amended ACF By-Laws Part 2 Practices on Breeding, and Standard for Manx and Cymric cats is that healthy, high quality Manx and Cymric cats are bred without outcross to domestic cats or pedigreed breeds other than the allowable British Shorthair every second generation, thus discouraging outcross breeding too frequently without utilisation of Manx cats from the full range of cats with varying tail lengths available within the breed.

The ACF By-Laws Part 2 Practices on Breeding for Manx/Cymric, 2015 and Standard for Manx/Cymric, 2015 do not allow for any outcross other than British Shorthair. However, by the use of current Experimental Program provisions in the ACF By-Laws Part 2 Practices on Breeding, since circa 2012, Domestic cats have been bred with cats registered as Manx or Cymric within ACF Member Body Affiliation.

The ACF By-Laws Part 2 Practices of Breeding: 13.5.22 Manx (Shorthair) and Cymric (Longhair) was amended to disallow breeding Manx/Cymric to Domestic cats by specifying that:

*"2014: Amended: Manx/Cymric limiting colours/patterns recognised & breeding to exclude domestic non pedigree"*

**Identification of the T-gene mutations for shortened tails in Manx and other breeds**

The GCCF 7.1 statement:

*"Manx means a particular head and body type, coat quality and eye colour, and most importantly, "Manx" ancestry."*

is important given that cats with shortened tails have randomly occurred in places other than the Isle of Man eg Japanese Bobtail, Kurilian Bobtail (Buckingham et al, in 2013). In addition, there is anecdotal evidence of 'found' domestic cats with shortened tails.

In 2013, scientists discovered that there are four different allelic DNA mutations in the T-gene of the Manx cat responsible for the short tails in the Manx cat. Interestingly DNA testing of other breeds with shortened tails in the study, such as the Pixie Bob (USA; 1995) and American Bobtail (USA; 1960s) has revealed that these breeds have one of these allelic DNA mutations that have been identified in the Manx T-gene (Buckingham et al, 2013).

Pedigrees and Registry records exist to trace pedigree Manx cat ancestry back to cats exported from the Isle of Man. Thus, commercial DNA testing is most desirable to confirm Manx origins (Isle of Man; 1810) and assist in the identification of the possible presence of the Manx gene in Tailed Manx with a view to aid in breeding selection given that anecdotal evidence suggests Tailed Manx cats born from Manx parents may or may not have one of the Manx gene mutations. Irrespective, these Manx cats are naturally occurring cats in the breeding of Indigenous Manx cats, or registered pedigree Manx cats. Indeed, preliminary discussions with commercial testing laboratories indicate that DNA testing for these published mutations is likely to be made available in the future.

Refer:

Buckingham KJ, McMillin MJ, Brassil MM, Shively KM, Magnaye KM, Cortes A, Weinmann AS, Lyons LA, Bamshad MJ. Multiple mutant T alleles cause haploinsufficiency of Brachyury and short tails in Manx cats. *Mammalian Genome*. 2013 Oct; 24 (9-10): pages 400-8.

K.Tanner. Inheritance of Taillessness in Tailed Cats & Manx - Theories & Case Histories, Published in the 1995-1996 Manx Yearbook Edited by Terry Drum.

Vella CM, Shelton LM, McGonagle JJ, Stanglein TW. Robinson's genetics for cat breeders and veterinarians, 4th edition Oxford, UK: Butterworth Heinemann, 1999; pages 10-11. Categories of Tailed Manx in this ACF Policy.

**Manx cats at various stages of maturing**

Manx cats are a breed which is slow to mature and generally mature around 5 years of age, where they achieve their ideal size and musculature with flanks of great depth and powerful, deep thighs. There are various stages of development to maturity, where various aspects of unique Manx features impact the way they are perceived and judged on the show bench.

The unique Manx ear set is often described as "Rocker Cradle" ear set and may take time to develop in some Manx cats. This is well known to Manx breeders and some report development times of around 16 months up to 4 years.

Refer:

American Manx Club Facebook Group 20 December 2012.

The Rise, Stump and Tail of Manx Rumpy Risers, Stumpys and Tailed Manx may also take up to 4 – 5 years to grow to their final length/development.

The following photographs are provided to assist breeders and judges, view Manx/Cymric at different ages that they may be exhibited in Australia. The photographs have been made available with the kind permission of the Cat Fanciers' Association, Inc. and photographers in the USA, and are not for use without attribution.

**Manx at Different Ages  
Kitten Shorthair**



**Manx at Different Ages  
Kitten Longhair**



**Manx at Different Ages  
Young Adult Shorthair**



**Manx at Different Ages  
Young Adult Longhair**



**Manx at Different Ages  
Mature Shorthair**



**Manx at Different Ages  
Mature Longhair**



The following information is provided to assist breeders and judges with the handling of Manx and Cymric cats when exhibited. The text relative to handling Manx cats and kittens, has been made available with the kind permission of the USA Cat Fanciers' Association, Inc.

### **Handling Manx cats and kittens for Judging**

The entire judging table should be made available while judging Manx cats so they are free to safely move around the table to show themselves off to the judge.

Two hands are required to carry a Manx cat to and from the cage with support of their rear end. This is best done with one hand under the chest and the other supporting both hind legs under the rear feet. They are never carried with your hands around the belly with their legs dangling in midair. Spinal injuries can result from mishandling.

Manx cats should be gently placed on the judging table in the same fashion as any other breeds and should never be dropped from above or launched from the side on to the table.

To get a Manx cat to stand, gently feather their extreme back area of the body (rump) with your fingers or hand to encourage them to stand.

At no time should a Manx cat ever be pushed or held down on the table and not allowed to stand by pinning them down.

If you allow them to do so, a Manx cat will show themselves with a minimum of 'handling' on the part of the judge.

A Manx cat should never be stretched or swung in the air. They do best with their feet on the table.

Rumpy risers should be judged the same as a Rumpy. Rumpy risers are valuable to the Manx cat breeding program to ensure soundness and the proper body length. Rumpy risers have a small bone where the tail would be and they should not be penalized in the show ring if the rise does not stop the Judge's hand. A rise goes up and down only, not sideways and if it does go sideways, it is a tail. Most of the time a rise will not be seen on a Manx cat as they will hold it down when a hand passes over their rump.

### **References for ACF Policy**

- (1) ACF By-Laws Part 2 Practices on Breeding, 2015
- (2) ACF Book of Standards, January 2015
- (3) The Book of the Cat - Frances Simpson 1903
- (4) 'The Manx Cat' 1965. D. W. Kerruish. Nelson Press Co. Ltd. 3rd edition
- (5) The Manx Cat, J. Hellman. Cats and Catdom Annual 1979
- (6) Interpreting the Manx Standard. Barbara St. Georges. Cat Fanciers' Association. Reprinted 2006
- (7) Inheritance of Taillessness In Tailed Cats & Manx - Theories & Case Histories by Kelly Tanner  
Published in the 1995-1996 Manx Yearbook Edited by Terry Drum
- (8) Genetics for Cat Breeders 2<sup>nd</sup> Edition – Roy Robinson 1977
- (9) Buckingham KJ, McMillin MJ, Brassil MM, Shively KM, Magnaye KM, Cortes A, Weinmann AS, Lyons LA, Bamshad MJ. Multiple mutant T alleles cause haploinsufficiency of Brachyury and short tails in Manx cats. Mammalian Genome. 2013 Oct; 24 (9-10): pages 400-8.
- (10) Kehler JS, David VA, Schäffer AA, Bajema K, Eizirik E, Ryugo DK, Hannah SS, O'Brien SJ, Menotti Raymond M. Four Independent Mutations in the Feline *Fibroblast Growth Factor 5* Gene Determine the *Long-Haired* Phenotype in Domestic Cats. J Hered. 2007; 98(6): 555–566.

## **Acknowledgements**

This initial ACF Breeding Policy for Manx and Cymric was compiled on behalf of the ACF recommendation at June 2014 meeting, by working group: Julie Walker, Rebecca Kuss, John Richardson and edited by Dr. Kerry Fowler with input from veterinarians Dr. Michael Auld and Dr. Isobel Johnstone. The photographs have been made available with the kind permission of the Cat Fanciers' Association, Inc. and photographers in the USA. The line drawings and relative text were prepared some years ago with Jane and Glenn Hellman generously allowing John Richardson to use the combined format provided here for educational purposes.